



UNIVERSIDADE ESTADUAL DE CAMPINAS
SISTEMA DE BIBLIOTECAS DA UNICAMP
REPOSITÓRIO DA PRODUÇÃO CIENTÍFICA E INTELLECTUAL DA UNICAMP

Versão do arquivo anexado / Version of attached file:

Versão do Editor / Published Version

Mais informações no site da editora / Further information on publisher's website:

<https://link.springer.com/article/10.1140/epjc/s10052-017-5286-7>

DOI: 10.1140/epjc/s10052-017-5286-7

Direitos autorais / Publisher's copyright statement:

©2017 by Springer. All rights reserved.

DIRETORIA DE TRATAMENTO DA INFORMAÇÃO

Cidade Universitária Zeferino Vaz Barão Geraldo

CEP 13083-970 – Campinas SP

Fone: (19) 3521-6493

<http://www.repositorio.unicamp.br>

Measurement of the triple-differential dijet cross section in proton-proton collisions at $\sqrt{s} = 8$ TeV and constraints on parton distribution functions

CMS Collaboration*

CERN, 1211 Geneva 23, Switzerland

Received: 7 May 2017 / Accepted: 6 October 2017 / Published online: 7 November 2017
© CERN for the benefit of the CMS collaboration 2017. This article is an open access publication

Abstract A measurement is presented of the triple-differential dijet cross section at a centre-of-mass energy of 8 TeV using 19.7 fb^{-1} of data collected with the CMS detector in proton-proton collisions at the LHC. The cross section is measured as a function of the average transverse momentum, half the rapidity separation, and the boost of the two leading jets in the event. The cross section is corrected for detector effects and compared to calculations in perturbative quantum chromodynamics at next-to-leading order accuracy, complemented with electroweak and nonperturbative corrections. New constraints on parton distribution functions are obtained and the inferred value of the strong coupling constant is $\alpha_S(M_Z) = 0.1199 \pm 0.0015$ (exp) $^{+0.0031}_{-0.0020}$ (theo), where M_Z is the mass of the Z boson.

1 Introduction

The pairwise production of hadronic jets is one of the fundamental processes studied at hadron colliders. Dijet events with large transverse momenta can be described by parton-parton scattering in the context of quantum chromodynamics (QCD). Measurements of dijet cross sections can be used to thoroughly test predictions of perturbative QCD (pQCD) at high energies and to constrain parton distribution functions (PDFs). Previous measurements of dijet cross sections in proton-(anti)proton collisions have been performed as a function of dijet mass at the Sp \bar{p} S, ISR, and Tevatron colliders [1–6]. At the CERN LHC, dijet measurements as a function of dijet mass are reported in Refs. [7–11]. Also, dijet events have been studied triple-differentially in transverse energy and pseudorapidities η_1 and η_2 of the two leading jets [12, 13].

In this paper, a measurement of the triple-differential dijet cross section is presented as a function of the average transverse momentum $p_{T,\text{avg}} = (p_{T,1} + p_{T,2})/2$ of the two leading jets, half of their rapidity separation $y^* = |y_1 - y_2|/2$, and the boost of the dijet system $y_b = |y_1 + y_2|/2$. The dijet event topologies are illustrated in Fig. 1.

The relation between the dijet rapidities and the parton momentum fractions $x_{1,2}$ of the incoming protons at leading order (LO) is given by $x_{1,2} = \frac{p_T}{\sqrt{s}}(e^{\pm y_1} + e^{\pm y_2})$, where $p_T = p_{T,1} = p_{T,2}$. For large values of y_b , the momentum fractions carried by the incoming partons must correspond to one large and one small value, while for small y_b the momentum fractions must be approximately equal. In addition, for high transverse momenta of the jets, x values are probed above 0.1, where the proton PDFs are less precisely known.

The decomposition of the dijet cross section into the contributing partonic subprocesses is shown in Fig. 2 at next-to-leading order (NLO) accuracy, obtained using the NLOJET++ program version 4.1.3 [14, 15]. At small y_b and large $p_{T,\text{avg}}$ a significant portion of the cross section corresponds to quark-quark (and small amounts of antiquark-antiquark) scattering with varying shares of equal- or unequal-type quarks. In contrast, for large y_b more than 80% of the cross section corresponds to partonic subprocesses with at least one gluon participating in the interaction. As a consequence, new information about the PDFs can be derived from the measurement of the triple-differential dijet cross section.

The data were collected with the CMS detector at $\sqrt{s} = 8$ TeV and correspond to an integrated luminosity of 19.7 fb^{-1} . The measured cross section is corrected for detector effects and is compared to NLO calculations in pQCD, complemented with electroweak (EW) and nonperturbative (NP) corrections. Furthermore, constraints on the PDFs are studied and the strong coupling constant $\alpha_S(M_Z)$ is inferred.

* e-mail: cms-publication-committee-chair@cern.ch

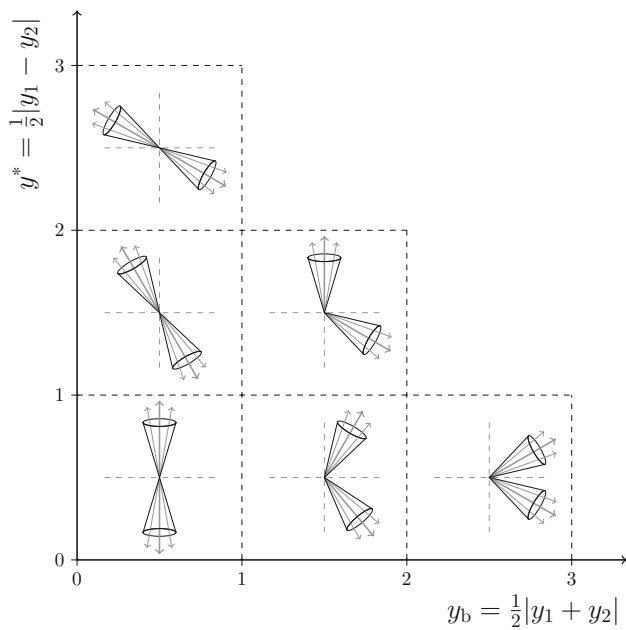


Fig. 1 Illustration of the dijet event topologies in the y^* and y_b kinematic plane. The dijet system can be classified as a same-side or opposite-side jet event according to the boost y_b of the two leading jets, thereby providing insight into the parton kinematics

2 The CMS detector

The central feature of the CMS apparatus is a superconducting solenoid of 6 m internal diameter, providing a magnetic field of 3.8 T. Within the solenoid volume are a silicon pixel and strip tracker, a lead tungstate crystal electromagnetic calorimeter (ECAL), and a brass and scintillator hadron calorimeter (HCAL), each composed of a barrel and two endcap sections. The silicon tracker measures charged particles within the pseudorapidity range $|\eta| < 2.5$. It consists of 1440 silicon pixel and 15 148 silicon strip detector modules. The ECAL consists of 75 848 lead tungstate crystals, which provide coverage in pseudorapidity $|\eta| < 1.48$ in a barrel region and $1.48 < |\eta| < 3.0$ in two endcap regions. In the region $|\eta| < 1.74$, the HCAL cells have widths of 0.087 in pseudorapidity and 0.087 in azimuth (ϕ). In the η - ϕ plane, and for $|\eta| < 1.48$, the HCAL cells map on to 5×5 arrays of ECAL crystals to form calorimeter towers projecting radially outwards from close to the nominal interaction point. For $|\eta| > 1.74$, the coverage of the towers increases progressively to a maximum of 0.174 in $\Delta\eta$ and $\Delta\phi$. Within each tower, the energy deposits in ECAL and HCAL cells are summed to define the calorimeter tower energies, subsequently used to provide the energies and directions of hadronic jets. The forward hadron (HF) calorimeter extends the pseudorapidity coverage provided by the barrel and endcap detectors and uses steel as an absorber and quartz fibers as the sensitive material. The two halves of the

HF are located 11.2 m from the interaction region, one on each end, and together they provide coverage in the range $3.0 < |\eta| < 5.2$. Muons are measured in gas-ionisation detectors embedded in the steel flux-return yoke outside the solenoid.

A more detailed description of the CMS detector, together with a definition of the coordinate system used and the relevant kinematic variables, can be found in Ref. [16].

3 Event reconstruction and selection

Dijet events are collected using five single-jet high-level triggers [17, 18], which require at least one jet with p_T larger than 80, 140, 200, 260, and 320 GeV, respectively. At trigger level the jets are reconstructed with a simplified version of the particle-flow (PF) event reconstruction described in the following paragraph. All but the highest threshold trigger were prescaled in the 2012 LHC run. The triggers are employed in mutually exclusive regions of the $p_{T, \text{avg}}$ spectrum, cf. Table 1, in which their efficiency exceeds 99%.

The PF event algorithm reconstructs and identifies particle candidates with an optimised combination of information from the various elements of the CMS detector [19]. The energy of photons is directly obtained from the ECAL measurement, corrected for zero-suppression effects. The energy of electrons is determined from a combination of the electron momentum at the primary interaction vertex as determined by the tracker, the energy of the corresponding ECAL cluster, and the energy sum of all bremsstrahlung photons spatially compatible with originating from the electron track. The energy of muons is obtained from the curvature of the corresponding track. The energy of charged hadrons is determined from a combination of their momentum measured in the tracker and the matching ECAL and HCAL energy deposits, corrected for zero-suppression effects and for the response function of the calorimeters to hadronic showers. Finally, the energy of neutral hadrons is obtained from the corresponding corrected ECAL and HCAL energies. The leading primary vertex (PV) is chosen as the one with the highest sum of squares of all associated track transverse momenta. The remaining vertices are classified as pileup vertices, which result from additional proton-proton collisions. To reduce the background caused by such additional collisions, charged hadrons within the coverage of the tracker, $|\eta| < 2.5$ [20], that unambiguously originate from a pileup vertex are removed.

Hadronic jets are clustered from the reconstructed particles with the infrared- and collinear-safe anti- k_T algorithm [21] with a jet size parameter R of 0.7, which is the default for CMS jet measurements. The jet momentum is determined as the vectorial sum of all particle momenta in the jet, and is found in the simulation to be within 5–10%

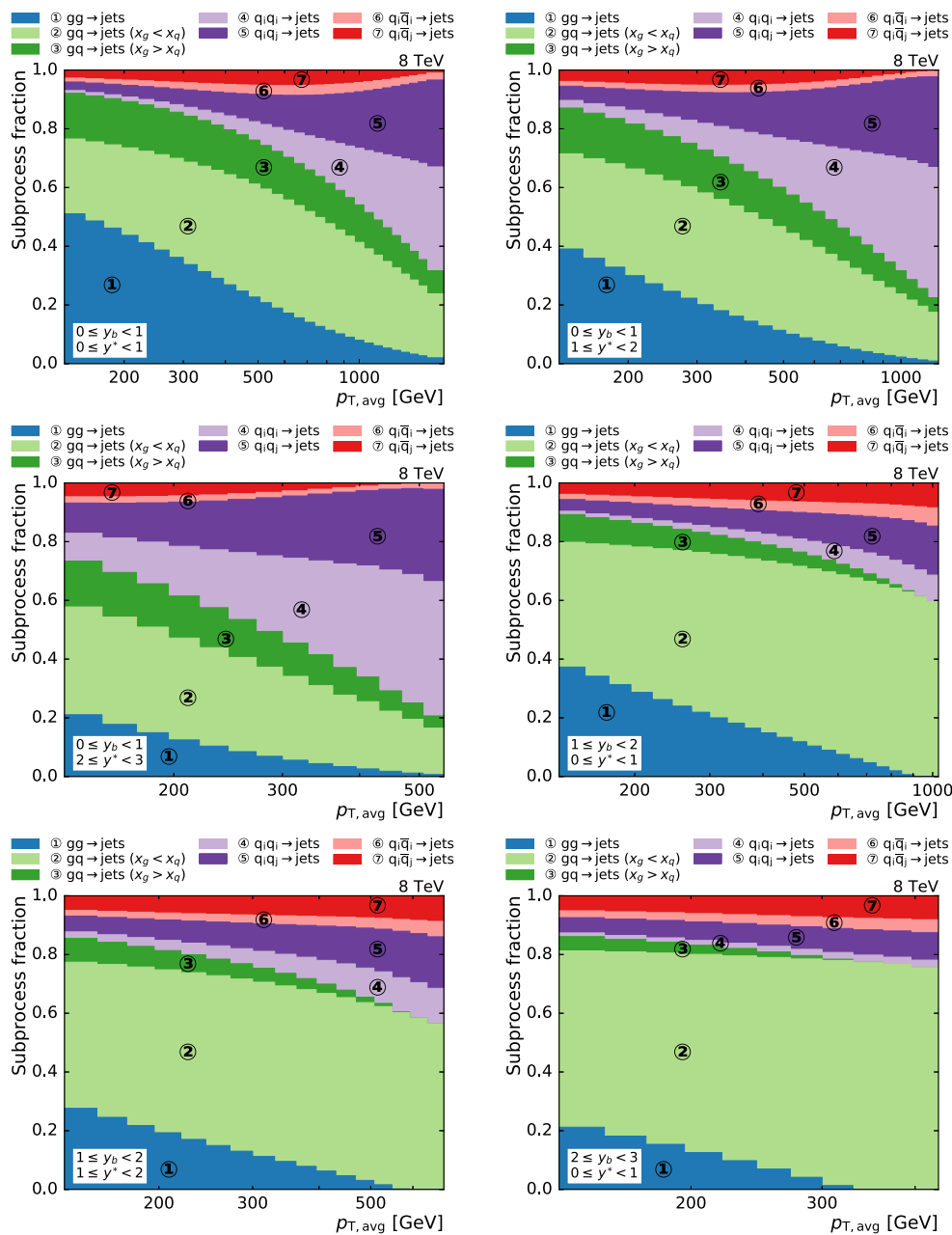


Fig. 2 Relative contributions of all subprocesses to the total cross section at NLO as a function of $p_{T,avg}$ in the various y^* and y_b bins. The subprocess contributions are grouped into seven categories according to

the type of the incoming partons. The calculations have been performed with NLOJET++. The notation implies the sum over initial-state parton flavors as well as interchanged quarks and antiquarks

of the true momentum over the whole p_T range. Jet energy corrections (JEC) are derived from the simulation, and are confirmed with in situ measurements of the energy balance of dijet, photon+jet, and Z boson+jet events [22,23]. After applying the usual jet energy corrections, a small bias in the reconstructed pseudorapidity of the jets is observed at the edge of the tracker. An additional correction removes this effect.

All events are required to have at least one PV that must be reconstructed from four or more tracks. The longitudinal and transverse distances of the PV to the nominal interaction point of CMS must satisfy $|z_{PV}| < 24$ cm and $\rho_{PV} < 2$ cm, respectively. Nonphysical jets are removed by loose jet identification criteria: each jet must contain at least two PF candidates, one of which is a charged hadron, and the jet energy fraction carried by neutral hadrons and photons must be less

Table 1 List of single-jet trigger thresholds used in the analysis

Trigger threshold [GeV]	$p_{T,avg}$ range [GeV]
80	123–192
140	192–263
200	263–353
260	353–412
320	>412

than 99%. These criteria remove less than 1% of genuine jets.

Only events with at least two jets up to an absolute rapidity of $|y| = 5.0$ are selected and the two jets leading in p_T are required to have transverse momenta greater than 50 GeV and $|y| < 3.0$. The missing transverse momentum is defined as the negative vector sum of the transverse momenta of all PF candidates in the event. Its magnitude is referred to as p_T^{miss} . For consistency with previous jet measurements by CMS, p_T^{miss} is required to be smaller than 30% of the scalar sum of the transverse momenta of all PF candidates. For dijet events, which exhibit very little p_T imbalance, the impact is practically negligible.

4 Measurement of the triple-differential dijet cross section

The triple-differential cross section for dijet production is defined as

$$\frac{d^3\sigma}{dp_{T,avg}dy^*dy_b} = \frac{1}{\epsilon \mathcal{L}_{int}^{eff}} \frac{N}{\Delta p_{T,avg} \Delta y^* \Delta y_b},$$

where N denotes the number of dijet events within a given bin, \mathcal{L}_{int}^{eff} the effective integrated luminosity, and ϵ the product of trigger and event selection efficiencies, which are greater than 99% in the phase space of the measurement. Contributions from background processes, such as $t\bar{t}$ production, are several orders of magnitude smaller and are neglected. The bin widths are $\Delta p_{T,avg}$, Δy^* , and Δy_b .

The cross section is unfolded to the stable-particle level (lifetime $c\tau > 1$ cm) to correct for detector resolution effects. The iterative D'Agostini algorithm with early stopping [24–26], as implemented in the ROOUNFOLD package [27], is employed for the unfolding. The response matrix, which relates the particle-level distribution to the measured distribution at detector level, is derived using a forward smearing technique. An NLOJET++ prediction, obtained with CT14 PDFs [28] and corrected for NP and EW effects, is approximated by a continuous function to represent the distribution at particle level. Subsequently, pseudoevents are distributed uniformly in $p_{T,avg}$ and weighted according to the theoretic

cal prediction. These weighted events are smeared using the jet p_T resolution to yield a response matrix and a prediction at detector level. By using large numbers of such pseudoevents, statistical fluctuations in the response matrix are strongly suppressed.

The jet energy (or p_T) resolution (JER) is determined from the CMS detector simulation based on the GEANT4 toolkit [29] and the PYTHIA 6.4 Monte Carlo (MC) event generator [30] and is corrected for residual differences between data and simulation following Ref. [23]. The rapidity dependence of both the JER from simulation and of the residual differences have been taken into account. The Gaussian p_T resolution in the interval $|y| < 1$ is about 8% at 100 GeV and improves to 5% at 1 TeV. Non-Gaussian tails in the JER, exhibited for jet rapidities close to $|y| = 3$, are included in a corresponding uncertainty.

The regularisation strength of the iterative unfolding procedure is defined through the number of iterations, whose optimal value is determined by performing a χ^2 test between the original measured data and the unfolded data after smearing with the response matrix. The values obtained for χ^2 per number of degrees of freedom, n_{dof} , in these comparisons approach unity in four iterations and thereafter decrease slowly for additional iterations. The optimal number of iterations is therefore determined to be four. The procedure is in agreement with the criteria of Ref. [31]. The response matrices derived in this manner for each bin in y^* and y_b are nearly diagonal. A cross check using the PYTHIA 6 MC event generator as theory and the detector simulation to construct the response matrices revealed no discrepancies compared to the baseline result.

Migrations into and out of the accepted phase space in y^* and y_b or between bins happen only at a level below 5%. The net effect of these migrations has been included in the respective response matrices and has been cross checked successfully using a 3-dimensional unfolding.

As a consequence of these migrations, small statistical correlations between neighbouring bins of the unfolded cross sections are introduced during the unfolding procedure. The statistical uncertainties after being propagated through the unfolding are smaller than 1% in the majority of the phase space, and amount up to 20% for highest $p_{T,avg}$.

The dominant systematic uncertainties in the cross section measurement arise from uncertainties in the JEC. Summing up quadratically all JEC uncertainties according to the prescription given in Ref. [23], the total JEC uncertainty amounts to about 2.5% in the central region and increases to 12% in the forward regions. The 2.6% uncertainty in the integrated luminosity [32] is directly propagated to the cross section. The uncertainty in the JER enters the measurement through the unfolding procedure and results in an additional uncertainty of 1–2% of the unfolded cross section. Non-Gaussian tails in the detector response to jets near $|y| = 3.0$, the

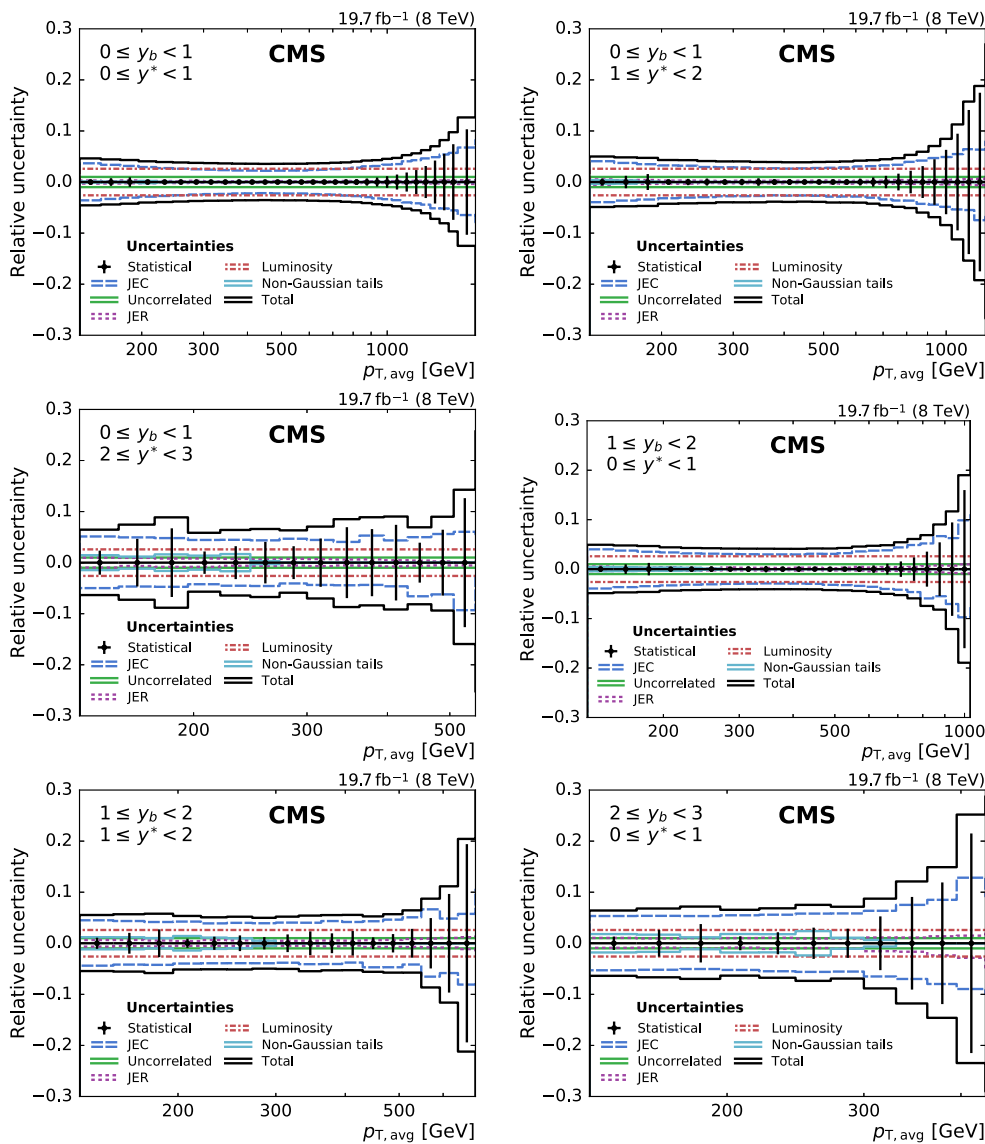


Fig. 3 Overview of all experimental uncertainties affecting the cross section measurement in six bins of y_b and y^* . The error bars indicate the statistical uncertainty after unfolding. The different lines show the uncertainties resulting from jet energy corrections, jet energy resolu-

tion, integrated luminosity, non-Gaussian tails in the resolution, and from residual effects included in the uncorrelated uncertainty. The total uncertainty is obtained by adding all uncertainties in quadrature

maximal absolute rapidity considered in this measurement, are responsible for an additional uncertainty of up to 2%. Residual effects of small inefficiencies in the jet identification and trigger selection are covered by an uncorrelated uncertainty of 1% [11]. The total systematic experimental uncertainty ranges from about 3–8% in the central detector region and up to 12% for absolute rapidities near the selection limit of 3.0. Figure 3 depicts all experimental uncertainties as well as the total uncertainty, which is calculated as the quadratic sum of all the contributions from the individual sources.

5 Theoretical predictions

The NLO predictions for the triple-differential dijet cross section are calculated using NLOJET++ within the framework of FASTNLO version 2.1 [33,34]. The renormalisation and factorisation scales μ_r and μ_f are both set to $\mu = \mu_0 = p_{T,max} \cdot e^{0.3y^*}$, a scale choice first investigated in Ref. [35]. The variation of these scales by constant factors as described below is conventionally used to estimate the effect of missing higher orders. The scale uncertainty is reduced in regions with large values of y_b with the above-mentioned

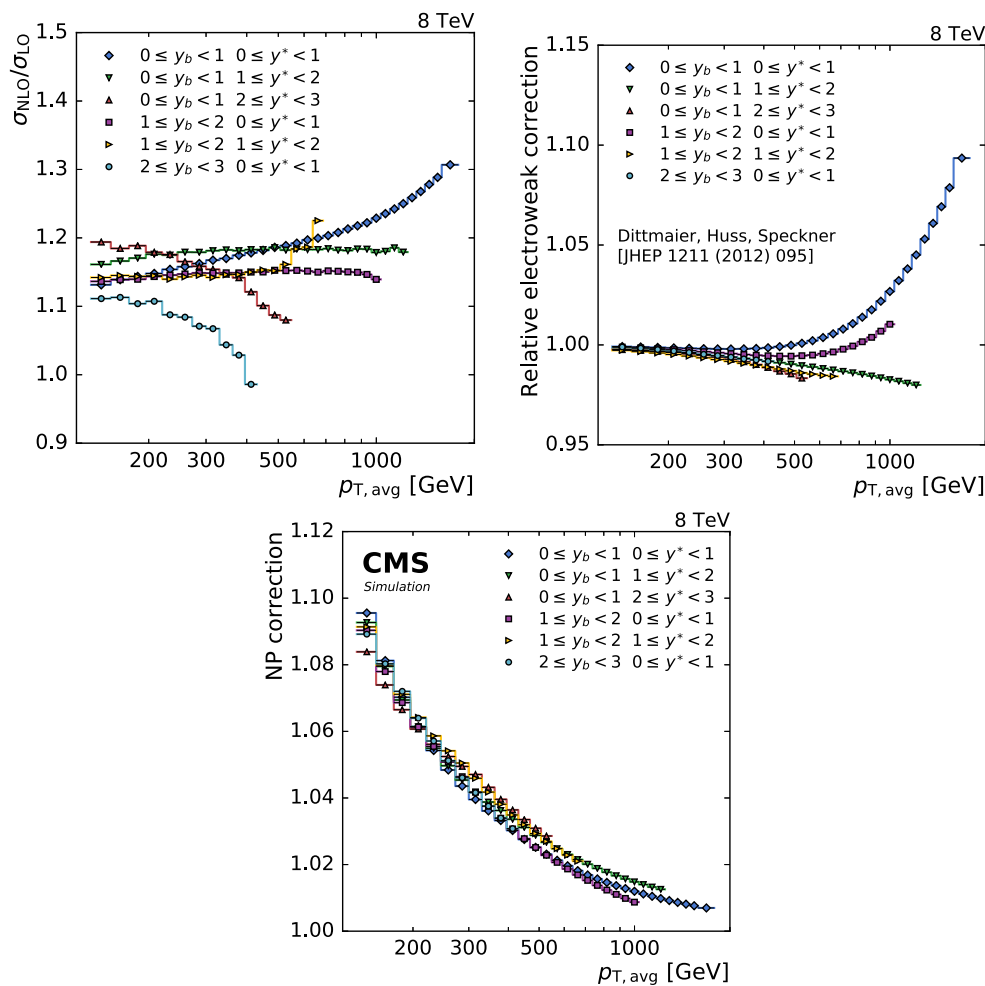


Fig. 4 Overview of the theoretical correction factors. For each of the six analysis bins the NLO QCD (top left), the electroweak (top right), and the NP correction factor (bottom) are shown as a function of $p_{T,avg}$.

The NLO QCD correction has been derived with the same NLO PDF in numerator and denominator and is included in the NLO prediction by NLOJET++

choice for μ_0 compared to a prediction with $\mu_0 = p_{T,avg}$. The predictions for cross sections obtained with different central scale choices are compatible within the scale uncertainties. The calculation is performed using the PDF sets CT14, ABM11 [36], MMHT2014 [37], and NNPDF 3.0 [38] at next-to-leading evolution order which are accessed via the LHAPDF 6.1.6 interface [39,40] using the respective values of $\alpha_S(M_Z)$ and the supplied α_S evolution. The size of the NLO correction is shown in Fig. 4 top left and varies between +10% and +30% at high $p_{T,avg}$ and low y_b .

The fixed-order calculations are accompanied by NP corrections, c_k^{NP} , derived from the LO MC event generators PYTHIA 8.185 [41] and HERWIG++ 2.7.0 [42] with the tunes CUETP8M1 [43] and UE-EE-5C [44], respectively, and the NLO MC generator POWHEG [45–48] in combination with PYTHIA 8 and the tunes CUETP8M1 and CUETP8S1 [43].

The correction factor c_k^{NP} is defined as the ratio between the nominal cross section with and without multiple parton

interactions (MPI) and hadronisation (HAD) effects

$$c_k^{NP} = \frac{\sigma_k^{\text{PS+HAD+MPI}}}{\sigma_k^{\text{PS}}},$$

where the superscript indicates the steps in the simulation: the parton shower (PS), the MPI, and the hadronisation. The corresponding correction factor, as displayed in Fig. 4 bottom, is applied in each bin k to the parton-level NLO cross section. It differs from unity by about +10% for lowest $p_{T,avg}$ and becomes negligible above 1 TeV.

To account for differences among the correction factors obtained by using HERWIG++, PYTHIA 8, and POWHEG+PYTHIA 8, half of the envelope of all these predictions is taken as the uncertainty and the centre of the envelope is used as the central correction factor.

The contribution from EW effects, which arise mainly from virtual exchanges of massive W and Z bosons, is rel-

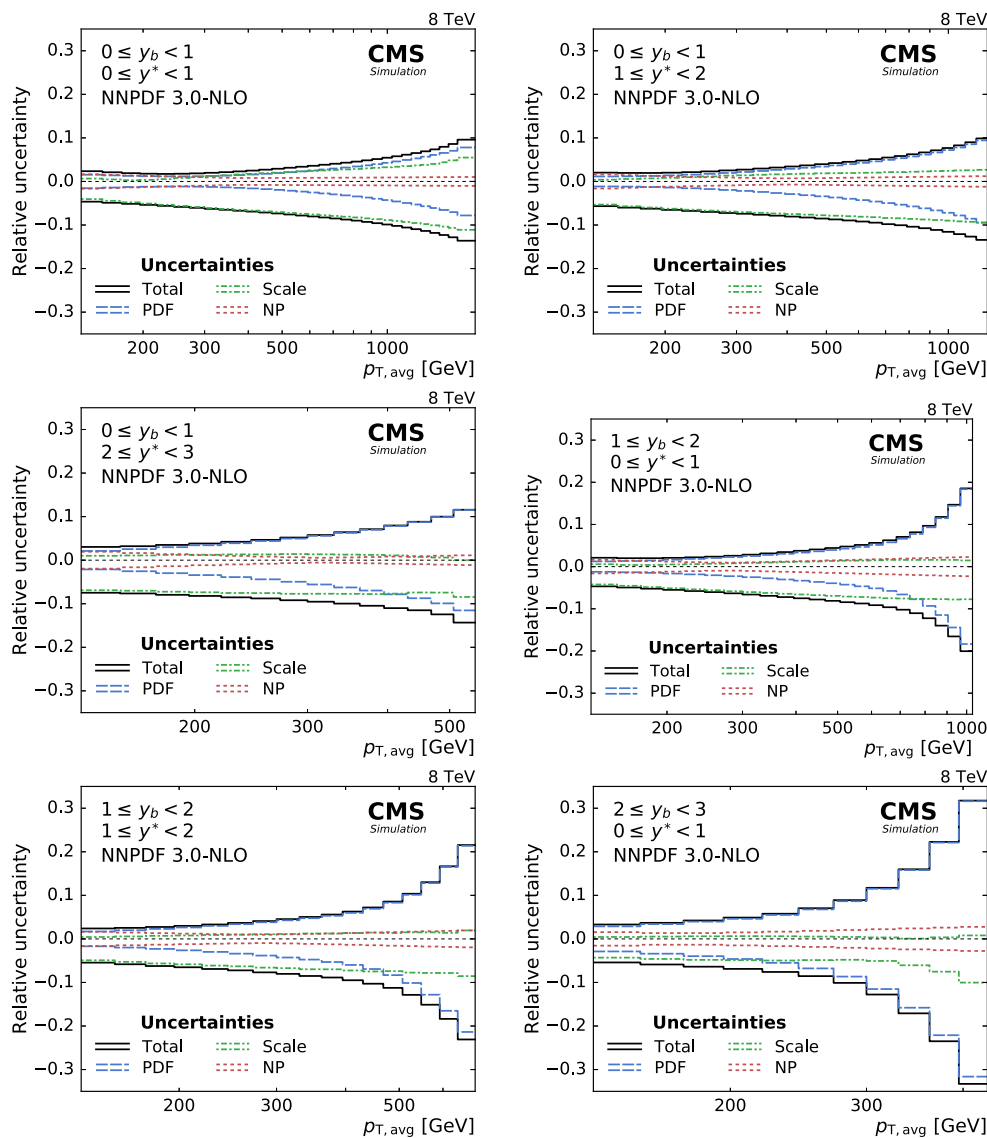


Fig. 5 Overview of the theoretical uncertainties. The scale uncertainty dominates in the low- $p_{T,avg}$ region. At high $p_{T,avg}$, and especially in the boosted region, the PDFs become the dominant source of uncertainty

event at high jet p_T and central rapidities [49,50]. These corrections, shown in Fig. 4 top right, are smaller than 3% below 1 TeV and reach 8% for the highest $p_{T,avg}$. Theoretical uncertainties in this correction due to its renormalisation scheme and indirect PDF dependence are considered to be negligible.

The total theoretical uncertainty is obtained as the quadratic sum of NP, scale, and PDF uncertainties. The scale uncertainties are calculated by varying μ_r and μ_f using multiplicative factors in the following six combinations: $(\mu_r/\mu_0, \mu_f/\mu_0) = (1/2, 1/2), (1/2, 1), (1, 1/2), (1, 2), (2, 1),$ and $(2, 2)$. The uncertainty is determined as the maximal upwards and downwards variation with respect to the cross section obtained with the nominal scale setting [51,52]. The PDF uncertainties are evaluated according

to the NNPDF 3.0 prescription as the standard deviation from the average prediction. Figure 5 shows the relative size of the theoretical uncertainties for the phase-space regions studied. The scale uncertainty dominates in the low- $p_{T,avg}$ region. At high $p_{T,avg}$, and especially in the boosted region, the PDFs become the dominant source of uncertainty. In total, the theoretical uncertainty increases from about 2% at low $p_{T,avg}$ to at least 10% and up to more than 30% for the highest accessed transverse momenta and rapidities.

6 Results

The triple-differential dijet cross section is presented in Fig. 6 as a function of $p_{T,avg}$ for six phase-space regions in y^* and

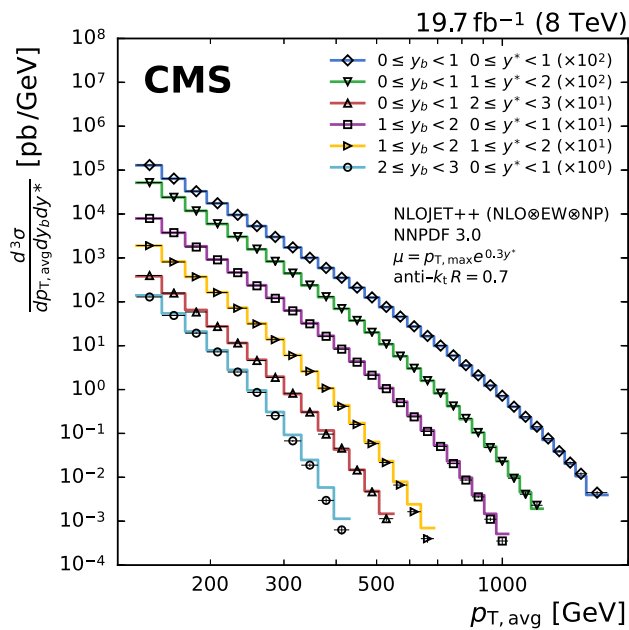


Fig. 6 The triple-differential dijet cross section in six bins of y^* and y_b . The data are indicated by different markers for each bin. The theoretical predictions, obtained with NLOJET++ and NNPDF 3.0, and complemented with EW and NP corrections, are depicted by solid lines. Apart from the boosted region, the data are well described by the predictions at NLO accuracy over many orders of magnitude

y_b . The theoretical predictions are found to be compatible with the unfolded cross section over a wide range of the investigated phase space.

The ratios of the measured cross section to the theoretical predictions from various global PDF sets are shown in Fig. 7. The data are well described by the predictions using the CT14, MMHT 2014, and NNPDF 3.0 PDF sets in most of the analysed phase space. In the boosted regions ($y_b \geq 1$) differences between data and predictions are observed at high $p_{T,avg}$, where the less known high- x region of the PDFs is probed. In this boosted dijet topology, the predictions exhibit large PDF uncertainties, as can be seen in Fig. 5. The significantly smaller uncertainties of the data in that region indicate their potential to constrain the PDFs.

Predictions using the ABM 11 PDFs systematically underestimate the data for $y_b < 2.0$. This behavior has been observed previously [53] and can be traced back to a soft gluon PDF accompanied with a low value of $\alpha_S(M_Z)$.

Figure 8 presents the ratios of the data to the predictions of the POWHEG+PYTHIA 8 and HERWIG 7.0.3 [54] NLO MC event generators. Significant differences between the predictions from both MC event generators are observed. However, the scale definitions and the PDF sets are different. For POWHEG and HERWIG 7 the CT10 and MMHT 2014 PDF sets are used, respectively. In general, HERWIG 7 describes the data better in the central region whereas POWHEG prevails in the boosted region.

7 PDF constraints and determination of the strong coupling constant

The constraints of the triple-differential dijet measurement on the proton PDFs are demonstrated by including the cross section in a PDF fit with inclusive measurements of deep-inelastic scattering (DIS) from the H1 and ZEUS experiments at the HERA collider [55]. The fit is performed with the open-source fitting framework xFITTER version 1.2.2 [56]. The PDF evolution is based on the Dokshitzer–Gribov–Lipatov–Altarelli–Parisi (DGLAP) evolution equations [57–59] as implemented in the QCDNUM 17.01.12 package [60]. To ensure consistency between the HERA DIS and the dijet cross section calculations, the fits are performed at NLO.

The analysis is based on similar studies of inclusive jet data at 7 TeV [53] and 8 TeV [61] and all settings were chosen in accordance to the inclusive jet study at 8 TeV [61]. The parameterisation of the PDFs is defined at the starting scale $Q_0^2 = 1.9 \text{ GeV}^2$. The five independent PDFs $xu_v(x)$, $xd_v(x)$, $xg(x)$, $x\bar{U}(x)$, and $x\bar{D}(x)$ represent the u and d valence quarks, the gluon, and the up- and down-type sea quarks and are parameterised as follows:

$$xg(x) = A_g x^{B_g} (1-x)^{C_g} - A'_g x^{B'_g} (1-x)^{C'_g}, \quad (1)$$

$$xu_v(x) = A_{u_v} x^{B_{u_v}} (1-x)^{C_{u_v}} (1 + D_{u_v} x + E_{u_v} x^2), \quad (2)$$

$$xd_v(x) = A_{d_v} x^{B_{d_v}} (1-x)^{C_{d_v}} (1 + D_{d_v} x), \quad (3)$$

$$x\bar{U}(x) = A_{\bar{U}} x^{B_{\bar{U}}} (1-x)^{C_{\bar{U}}} (1 + D_{\bar{U}} x), \quad (4)$$

$$x\bar{D}(x) = A_{\bar{D}} x^{B_{\bar{D}}} (1-x)^{C_{\bar{D}}}, \quad (5)$$

where $x\bar{U}(x) = x\bar{u}(x)$, and $x\bar{D}(x) = x\bar{d}(x) + x\bar{s}(x)$.

In these equations, the normalisation parameters A_g , A_{u_v} , and A_{d_v} are fixed using QCD sum rules. The constraints $B_{\bar{U}} = B_{\bar{D}}$ and $A_{\bar{U}} = A_{\bar{D}}(1 - f_s)$ are imposed to ensure the same normalisation for the \bar{U} and \bar{D} PDF for the $x \rightarrow 0$ region. The strange quark PDF is defined to be a fixed fraction $f_s = 0.31$ of $x\bar{D}(x)$. The generalised-mass variable-flavour number scheme as described in [62,63] is used and the strong coupling constant is set to $\alpha_S(M_Z) = 0.1180$. The set of parameters in Eqs. (1)–(5) is chosen by first performing a fit where all D and E parameters are set to zero. Further parameters are included into this set one at a time. The improvement of χ^2 of the fit is monitored and the procedure is stopped when no further improvement is observed. This leads to a 16-parameter fit. Due to differences in the sensitivity of the various PDFs to dijet and inclusive jet data, the parameterisation of the present analysis differs from that in Ref. [61]. In particular, the constraint $B_{d_v} = B_{u_v}$ at the starting scale has been released. This results in a d valence quark distribution consistent with the results obtained in Ref. [61] and in a similar CMS analysis of muon charge asymmetry in W boson production at 8 TeV [64].

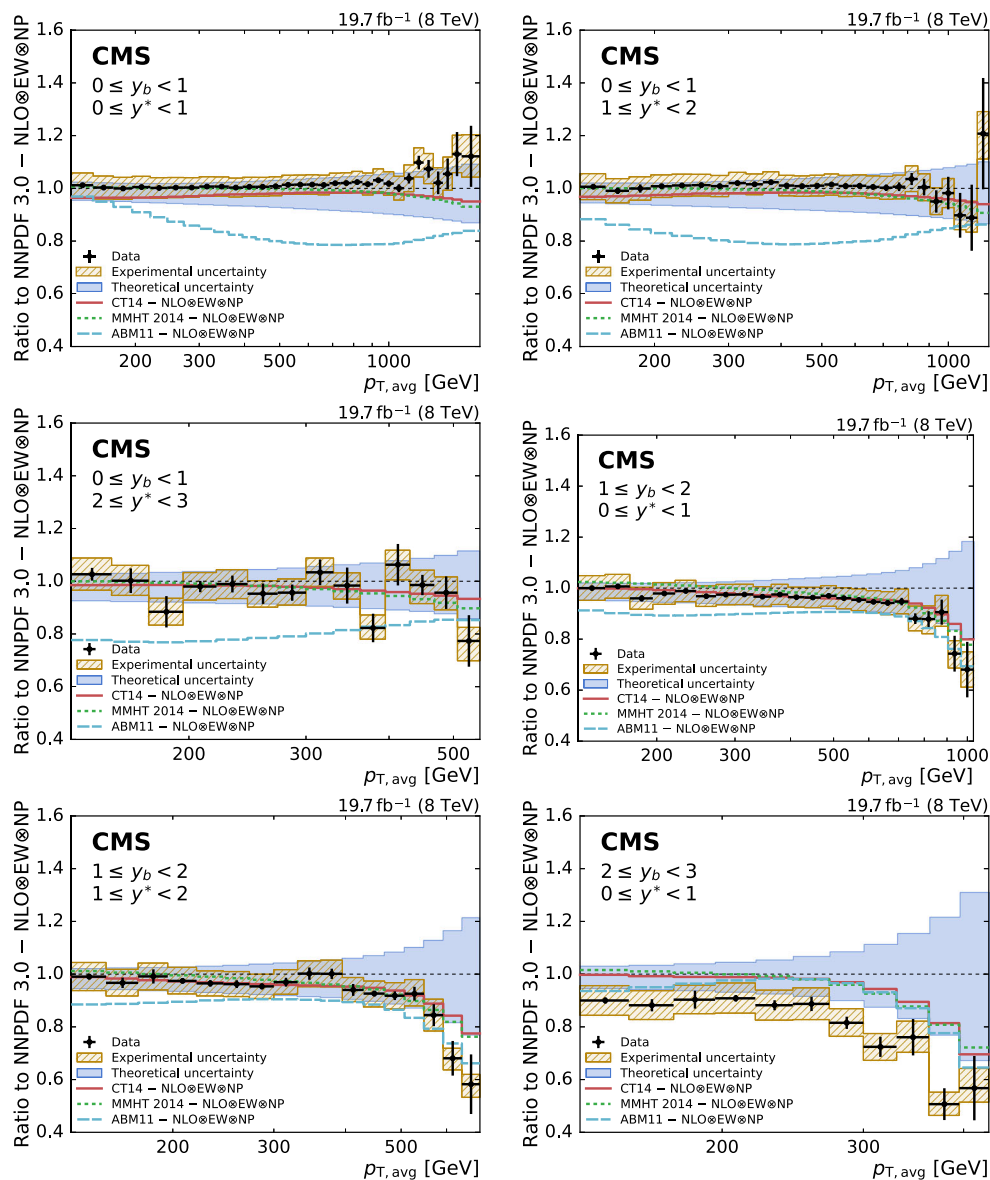


Fig. 7 Ratio of the triple-differential dijet cross section to the NLO-JET++ prediction using the NNPDF 3.0 set. The data points including statistical uncertainties are indicated by markers, the systematic experimental uncertainty is represented by the hatched band. The solid band

shows the PDF, scale, and NP uncertainties quadratically added; the solid and dashed lines give the ratios calculated with the predictions for different PDF sets

The PDF uncertainties are determined using the HERA-PDF method [55,56] with uncertainties subdivided into the three categories of experimental, model, and parameterisation uncertainty, which are evaluated separately and added in quadrature to obtain the total PDF uncertainty.

Experimental uncertainties originate from statistical and systematic uncertainties in the data and are propagated to the PDFs using the Hessian eigenvector method [65] and a tolerance criterion of $\Delta\chi^2 = +1$. Alternatively, the Monte Carlo method [66] is used to determine the PDF fit uncertainties and similar results are obtained.

The uncertainties in several input parameters in the PDF fits are combined into one model uncertainty. For the evaluation of the model uncertainties some variations on the input parameters are considered. The strangeness fraction is chosen in agreement with Ref. [67] to be $f_s = 0.31$ and is varied between 0.23 and 0.39. Following Ref. [55], the b quark mass, set to 4.5 GeV, is varied between 4.25 and 4.75 GeV. Similarly, the c quark mass, set by default to 1.47 GeV, is varied between 1.41 and 1.53 GeV. The minimum Q^2 imposed on the HERA DIS data is set in accordance with the CMS

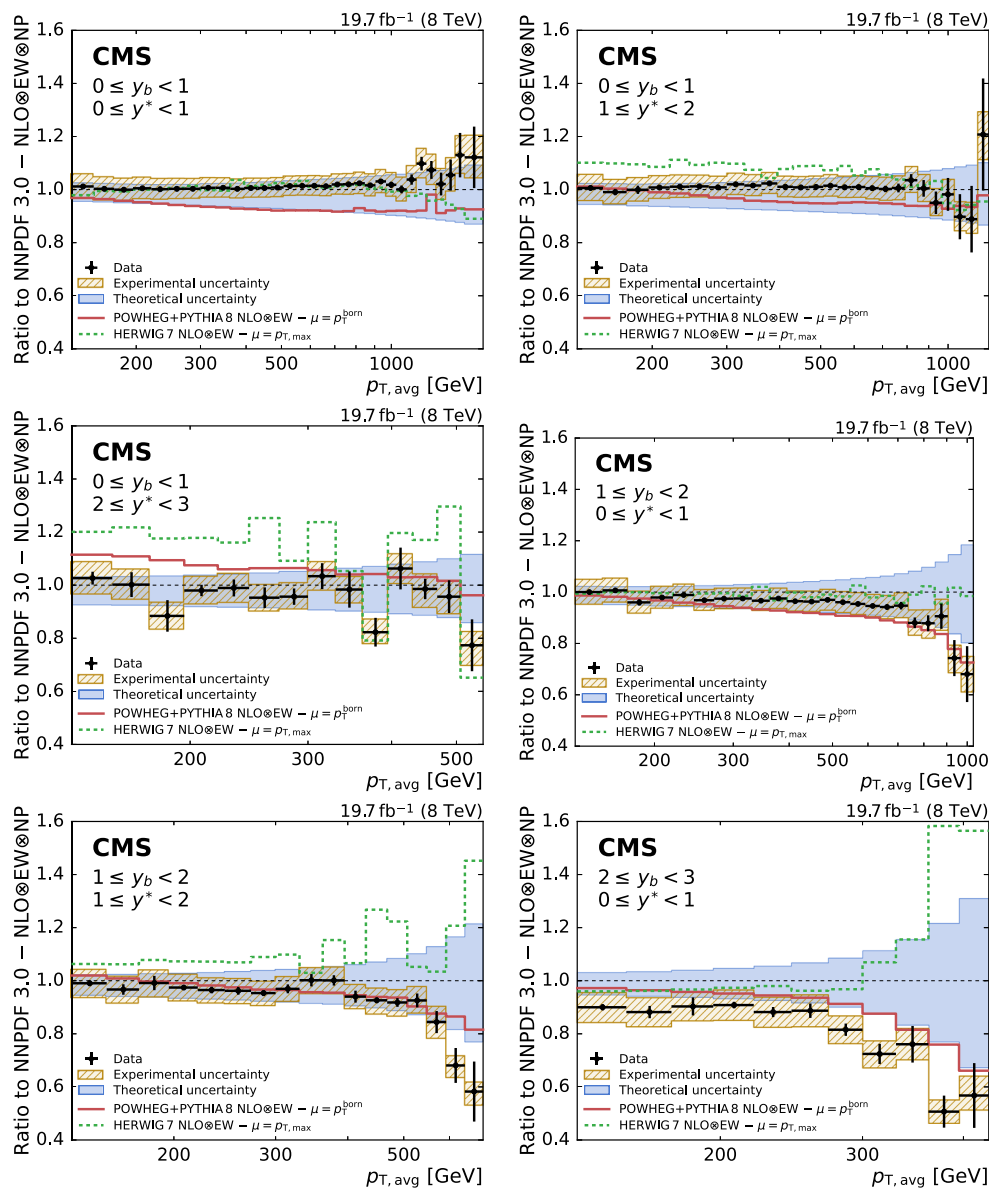


Fig. 8 Ratio of the triple-differential dijet cross section to the NLO-JET++ prediction using the NNPDF 3.0 set. The data points including statistical uncertainties are indicated by markers, the systematic experimental uncertainty is represented by the hatched band. The solid band

shows the PDF, scale, and NP uncertainties quadratically added. The predictions of the NLO MC event generators POWHEG+PYTHIA 8 and HERWIG 7 are depicted by solid and dashed lines, respectively

inclusive jet analysis described in [53] to $Q_{\min}^2 = 7.5 \text{ GeV}^2$, and is varied between $Q_{\min}^2 = 5.0 \text{ GeV}^2$ and 10.0 GeV^2 .

The parameterisation uncertainty is estimated by including additional parameters in the fit, leading to a more flexible functional form of the PDFs. Each parameter is successively added in the PDF fit, and the envelope of all changes to the central PDF fit result is taken as parameterisation uncertainty. The increased flexibility of the PDFs while estimating the parameterisation uncertainty may lead to the seemingly paradoxical effect that, although new data are included, the total uncertainty can increase in regions, where direct con-

straints from data are absent. This may happen at very low or at very high x , where the PDF is determined through extrapolation alone. Furthermore, the variation of the starting scale Q_0^2 to 1.6 and 2.2 GeV^2 is considered in this parameterisation uncertainty.

The quality of the resulting PDF fit with and without the dijet measurement is reported in Table 2. The partial χ^2 per data point for each data set as well as the χ^2/n_{dof} for all data sets demonstrate the compatibility of the CMS dijet measurement and the DIS data from the H1 and ZEUS experiments in a combined fit.

Table 2 The partial χ^2 (χ_p^2) for each data set in the HERA DIS (middle section) or the combined fit including the CMS triple-differential dijet data (right section) are shown. The bottom two lines show the total χ^2 and χ^2/n_{dof} . The difference between the sum of all χ_p^2 and the total χ^2 for the combined fit is attributed to the nuisance parameters

Data set	n_{data}	HERA data		HERA & CMS data	
		χ_p^2	χ_p^2/n_{data}	χ_p^2	χ_p^2/n_{data}
NC HERA-I+II e^+p $E_p = 920$ GeV	332	382.44	1.15	406.45	1.22
NC HERA-I+II e^+p $E_p = 820$ GeV	63	60.62	0.96	61.01	0.97
NC HERA-I+II e^+p $E_p = 575$ GeV	234	196.40	0.84	197.56	0.84
NC HERA-I+II e^+p $E_p = 460$ GeV	187	204.42	1.09	205.50	1.10
NC HERA-I+II e^-p	159	217.27	1.37	219.17	1.38
CC HERA-I+II e^+p	39	43.26	1.11	42.29	1.08
CC HERA-I+II e^-p	42	49.11	1.17	55.35	1.32
CMS triple-differential dijet	122	–	–	111.13	0.91
Data set(s)	n_{dof}	χ^2	χ^2/n_{dof}	χ^2	χ^2/n_{dof}
HERA data	1040	1211.00	1.16	–	–
HERA and CMS data	1162	–	–	1372.52	1.18

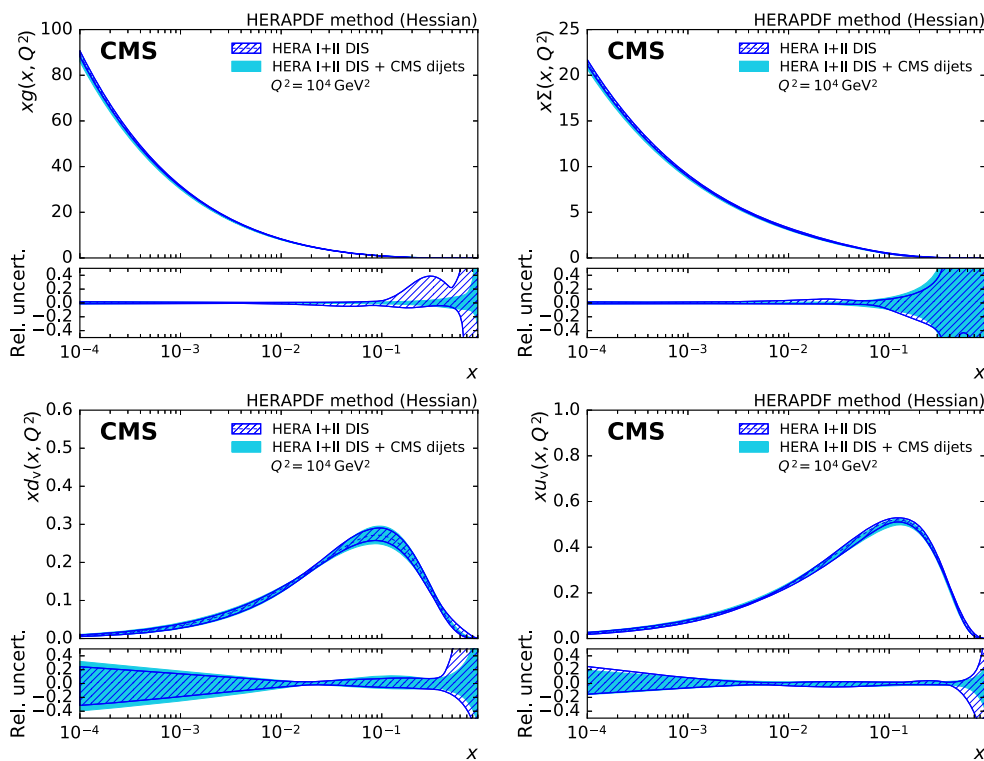


Fig. 9 The gluon (top left), sea quark (top right), d valence quark (bottom left), and u valence quark (bottom right) PDFs as a function of x as derived from HERA inclusive DIS data alone (hatched band) and in

combination with CMS dijet data (solid band). The PDFs are shown at the scale $Q^2 = 10^4$ GeV² with their total uncertainties

The PDFs obtained for the gluon, u valence, d valence, and sea quarks are presented for a fit with and without the CMS dijet data in Fig. 9 for $Q^2 = 10^4$ GeV². The uncertainty in the gluon PDF is reduced over a large range in x with the largest impact in the high- x region, where some reduction in uncertainty can also be observed for the valence quark and the sea quark PDFs. For x values beyond ≈ 0.7 or below 10^{-3} , the extracted PDFs are not directly constrained by data

and should be considered as extrapolations that rely on PDF parameterisation assumptions alone.

The improvement in the uncertainty of the gluon PDF is accompanied by a noticeable change in shape, which is most visible when evolved to low scales as shown in Fig. 10. Compared to the fit with HERA DIS data alone, the gluon PDF shrinks at medium x and increases at high x . A similar effect has been observed before, e.g. in Ref. [53].

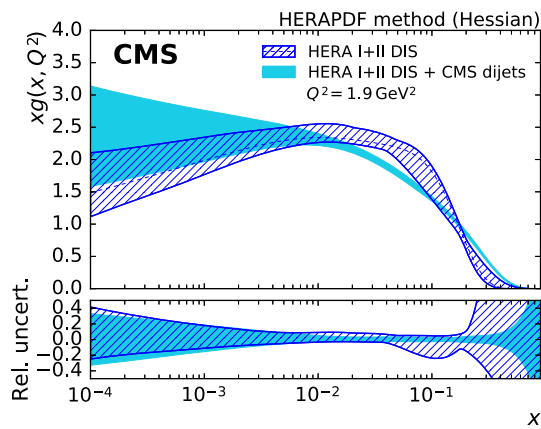


Fig. 10 The gluon PDF as a function of x as derived from HERA inclusive DIS data alone (hatched band) and in combination with CMS dijet data (solid band). The PDF and its total uncertainty are shown at the starting scale $Q^2 = 1.9 \text{ GeV}^2$ of the PDF evolution

The PDFs are compared in Fig. 11 to those obtained with inclusive jet data at $\sqrt{s} = 8 \text{ TeV}$ [61]. The shapes of the PDFs and the uncertainties are similar. Somewhat larger uncertainties in the valence quark distributions are observed in the fit using the dijet data with respect to those obtained from the inclusive jet cross section. This behaviour can be explained by a stronger sensitivity of the dijet data to the light quark

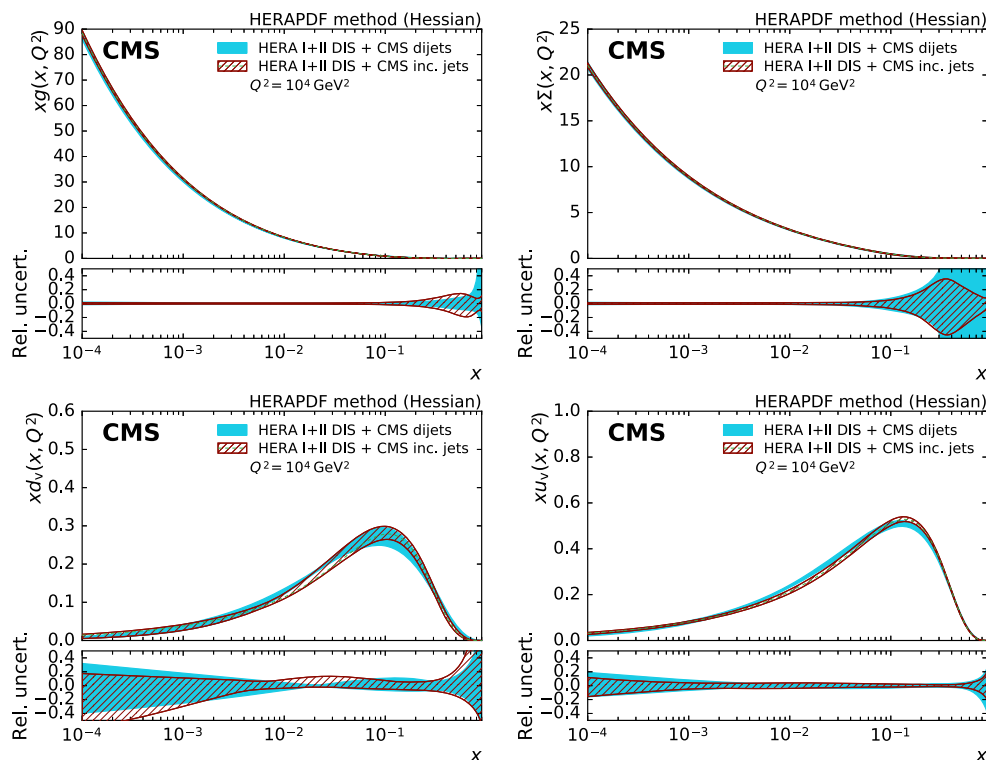


Fig. 11 The gluon (top left), sea quark (top right), d valence quark (bottom left), and u valence quark (bottom right) PDFs as a function of x as derived from a fit of HERA inclusive DIS data in combination

distributions, resulting in an increased flexibility of the PDF parameterisation, however, at the cost of an increased uncertainty.

The measurement of the triple-differential dijet cross section not only provides constraints on the PDFs, but also on the strong coupling constant. Therefore, the PDF fit is repeated with an additional free parameter: the strong coupling constant $\alpha_S(M_Z)$. The value obtained for the strong coupling constant is

$$\alpha_S(M_Z) = 0.1199 \pm 0.0015(\text{exp})^{+0.0002}_{-0.0002}(\text{mod})^{+0.0002}_{-0.0004}(\text{par}),$$

where the quoted experimental (exp) uncertainty accounts for all sources of uncertainties in the HERA and CMS data sets, as well as the NP uncertainties. The model (mod) and parameterisation (par) uncertainties are evaluated in the same way as in the PDF determination. The consideration of scale uncertainties in a global PDF fit is an open issue in the PDF community because it is unclear how to deal with the correlations in scale settings among the different measurements and observables. Therefore they are not taken into account in any global PDF fit up to now, although an elaborate study of the effect of scale settings on dijet cross sections has been performed in Ref. [68], which also reports first combined PDF and $\alpha_S(M_Z)$ fits using LHC inclusive jet data. Following Ref. [53], where the final uncertainties and correlations

with CMS inclusive jet data (solid band) and CMS dijet data (hatched band) at 8 TeV. The PDFs are shown at the scale $Q^2 = 10^4 \text{ GeV}^2$ with their total uncertainties

of CMS inclusive jet data at 7 TeV are used in such combined fits, two different methods to evaluate the scale uncertainty of the jet cross section on $\alpha_S(M_Z)$ are studied. First, the renormalisation and factorisation scales are varied in the calculation of the dijet predictions. The fit is repeated for each variation. The uncertainty is evaluated as detailed in Sect. 5 and yields $\Delta\alpha_S(M_Z) = {}^{+0.0026}_{-0.0016}$ (scale, refit).

The second procedure is analogous to the method applied by CMS in previous determinations of $\alpha_S(M_Z)$ without simultaneous PDF fits, cf. Refs. [53, 61, 69, 70]. The PDFs are derived for a series of fixed values of $\alpha_S(M_Z)$ and the nominal choice of μ_r and μ_f . Using this series, the best fit $\alpha_S(M_Z)$ value of the dijet data is determined for each scale variation. Here, the evaluated uncertainty is $\Delta\alpha_S(M_Z) = {}^{+0.0031}_{-0.0019}$ (scale, $\alpha_S(M_Z)$ series).

Both results, $\alpha_S(M_Z) = 0.1199 {}^{+0.0015}_{-0.0016}$ (all except scale) with ${}^{+0.0026}_{-0.0016}$ (scale, refit) and ${}^{+0.0031}_{-0.0019}$ (scale, $\alpha_S(M_Z)$ series), are in agreement with Ref. [53], which reports $\alpha_S(M_Z) = 0.1192 {}^{+0.0023}_{-0.0019}$ (all except scale) and ${}^{+0.0022}_{-0.0009}$ (scale, refit) respectively ${}^{+0.0024}_{-0.0039}$ (scale, $\alpha_S(M_Z)$ series). Similarly, it is observed that the second procedure leads to somewhat larger scale uncertainties, because there is less freedom for compensating effects between different gluon distributions and the $\alpha_S(M_Z)$ values. Since this latter uncertainty is the most consistent to be compared with previous fixed-PDF determinations of $\alpha_S(M_Z)$, it is quoted as the main result. The dominant source of uncertainty is of theoretical origin and arises due to missing higher order corrections, whose effect is estimated by scale variations.

This value of $\alpha_S(M_Z)$ is in agreement with the results from other measurements by CMS [53, 61, 69–71] and ATLAS [72], with the value obtained in a similar analysis complementing the DIS data of the HERAPDF2.0 fit with HERA jet data [55], and with the world average of $\alpha_S(M_Z) = 0.1181 \pm 0.0011$ [73]. In contrast to the other CMS results, this analysis is mainly focused on PDF constraints. The running of the strong coupling constant was tested only indirectly via the renormalisation group equations. No explicit test of the running was carried out by subdividing the phase space into regions corresponding to different values of the renormalisation scale.

8 Summary

A measurement of the triple-differential dijet cross section is presented for $\sqrt{s} = 8$ TeV. The data are found to be well described by NLO predictions corrected for nonperturbative and electroweak effects, except for highly boosted event topologies that suffer from large uncertainties in parton distribution functions (PDFs).

The precise data constrain the PDFs, especially in the highly boosted regime that probes the highest fractions x

of the proton momentum carried by a parton. The impact of the data on the PDFs is demonstrated by performing a simultaneous fit to cross sections of deep-inelastic scattering obtained by the HERA experiments and the dijet cross section measured in this analysis. When including the dijet data, an increased gluon PDF at high x is obtained and the overall uncertainties of the PDFs, especially those of the gluon distribution, are significantly reduced. In contrast to a fit that uses inclusive jet data, this measurement carries more information on the valence-quark content of the proton such that a more flexible parameterisation is needed to describe the low- x behaviour of the u and d valence quark PDFs. This higher sensitivity is accompanied by slightly larger uncertainties in the valence quark distributions as a consequence of the greater flexibility in the parameterisation of the PDFs.

In a simultaneous fit the strong coupling constant $\alpha_S(M_Z)$ is extracted together with the PDFs. The value obtained at the mass of the Z boson is

$$\begin{aligned} \alpha_S(M_Z) &= 0.1199 \pm 0.0015 \text{ (exp)} \\ &\quad \pm 0.0002 \text{ (mod)} \quad {}^{+0.0002}_{-0.0004} \text{ (par)} \quad {}^{+0.0031}_{-0.0019} \text{ (scale)} \\ &= 0.1199 \pm 0.0015 \text{ (exp)} \quad {}^{+0.0031}_{-0.0020} \text{ (theo)}, \end{aligned}$$

and is in agreement with previous measurements at the LHC by CMS [53, 61, 69–71] and ATLAS [72], and with the world average value of $\alpha_S(M_Z) = 0.1181 \pm 0.0011$ [73]. The dominant uncertainty is theoretical in nature and is expected to be reduced significantly in the future using pQCD predictions at next-to-next-to-leading order [74].

Acknowledgements We congratulate our colleagues in the CERN accelerator departments for the excellent performance of the LHC and thank the technical and administrative staffs at CERN and at other CMS institutes for their contributions to the success of the CMS effort. In addition, we gratefully acknowledge the computing centres and personnel of the Worldwide LHC Computing Grid for delivering so effectively the computing infrastructure essential to our analyses. Finally, we acknowledge the enduring support for the construction and operation of the LHC and the CMS detector provided by the following funding agencies: BMWFW and FWF (Austria); FNRS and FWO (Belgium); CNPq, CAPES, FAPERJ, and FAPESP (Brazil); MES (Bulgaria); CERN; CAS, MoST, and NSFC (China); COLCIENCIAS (Colombia); MSES and CSF (Croatia); RPF (Cyprus); SENESCYT (Ecuador); MoER, ERC IUT, and ERDF (Estonia); Academy of Finland, MEC, and HIP (Finland); CEA and CNRS/IN2P3 (France); BMBF, DFG, and HGF (Germany); GSRT (Greece); OTKA and NIH (Hungary); DAE and DST (India); IPM (Iran); SFI (Ireland); INFN (Italy); MSIP and NRF (Republic of Korea); LAS (Lithuania); MOE and UM (Malaysia); BUAP, CINVESTAV, CONACYT, LNS, SEP, and UASLP-FAI (Mexico); MBIE (New Zealand); PAEC (Pakistan); MSHE and NSC (Poland); FCT (Portugal); JINR (Dubna); MON, RosAtom, RAS, RFBR and RAEP (Russia); MESTD (Serbia); SEIDI, CPAN, PCTI and FEDER (Spain); Swiss Funding Agencies (Switzerland); MST (Taipei); ThEPCenter, IPST, STAR, and NSTDA (Thailand); TUBITAK and TAEK (Turkey); NASU and SFFR (Ukraine); STFC (United Kingdom); DOE and NSF (USA). Individuals have received support from the Marie-Curie programme and the European Research Council and EPLANET (European Union); the Leventis Foundation; the A. P. Sloan Foundation; the

Alexander von Humboldt Foundation; the Belgian Federal Science Policy Office; the Fonds pour la Formation à la Recherche dans l'Industrie et dans l'Agriculture (FRIA-Belgium); the Agentschap voor Innovatie door Wetenschap en Technologie (IWT-Belgium); the Ministry of Education, Youth and Sports (MEYS) of the Czech Republic; the Council of Science and Industrial Research, India; the HOMING PLUS programme of the Foundation for Polish Science, cofinanced from European Union, Regional Development Fund, the Mobility Plus programme of the Ministry of Science and Higher Education, the National Science Center (Poland), contracts Harmonia 2014/14/M/ST2/00428, Opus 2014/13/B/ST2/02543, 2014/15/B/ST2/03998, and 2015/19/B/ST2/02861, Sonata-bis 2012/07/E/ST2/01406; the National Priorities Research Program by Qatar National Research Fund; the Programa Clarín-COFUND del Principado de Asturias; the Thalís and Aristeia programmes cofinanced by EU-ESF and the Greek NSRF; the Rachadapisek Sompot Fund for Postdoctoral Fellowship, Chulalongkorn University and the Chulalongkorn Academic into Its 2nd Century Project Advancement Project (Thailand); and the Welch Foundation, contract C-1845.

Open Access This article is distributed under the terms of the Creative Commons Attribution 4.0 International License (<http://creativecommons.org/licenses/by/4.0/>), which permits unrestricted use, distribution, and reproduction in any medium, provided you give appropriate credit to the original author(s) and the source, provide a link to the Creative Commons license, and indicate if changes were made. Funded by SCOAP³.

References

- UA2 Collaboration, Observation of very large transverse momentum jets at the CERN $\bar{p}p$ collider. Phys. Lett. B **118**, 203 (1982). doi:10.1016/0370-2693(82)90629-3
- AFS Collaboration, Dijet production cross-section and fragmentation of jets produced in pp collisions at $\sqrt{s} = 63\text{GeV}$. Z. Phys. C **30**, 27 (1986). doi:10.1007/BF01560675
- CDF Collaboration, A measurement of the differential dijet mass cross section in $p\bar{p}$ collisions at $\sqrt{s} = 1.8\text{TeV}$. Phys. Rev. D **61**, 091101 (2000). doi:10.1103/PhysRevD.61.091101. arXiv:hep-ex/9912022
- CDF Collaboration, Measurement of the dijet mass distribution in $p\bar{p}$ collisions at $\sqrt{s} = 1.8\text{TeV}$. Phys. Rev. D **48**, 998 (1993). doi:10.1103/PhysRevD.48.998
- CDF Collaboration, Two-jet invariant-mass distribution at $\sqrt{s} = 1.8\text{TeV}$. Phys. Rev. D **41**, 1722 (1990). doi:10.1103/PhysRevD.41.1722
- D0 Collaboration, Dijet mass spectrum and a search for quark compositeness in $\bar{p}p$ collisions at $\sqrt{s} = 1.8\text{TeV}$. Phys. Rev. Lett. **82**, 2457 (1999). doi:10.1103/PhysRevLett.82.2457. arXiv:hep-ex/9807014
- ATLAS Collaboration, Measurement of inclusive jet and dijet cross sections in proton-proton collisions at 7TeV centre-of-mass energy with the ATLAS detector. Eur. Phys. J. C **71**, 1512 (2011). doi:10.1140/epjc/s10052-010-1512-2. arXiv:1009.5908
- CMS Collaboration, Measurement of the differential dijet production cross section in proton-proton collisions at $\sqrt{s} = 7\text{TeV}$. Phys. Lett. B **700**, 187 (2011). doi:10.1016/j.physletb.2011.05.027. arXiv:1104.1693
- ATLAS Collaboration, Measurement of inclusive jet and dijet production in pp collisions at $\sqrt{s} = 7\text{TeV}$ using the ATLAS detector. Phys. Rev. D **86**, 014022 (2012). doi:10.1103/PhysRevD.86.014022. arXiv:1112.6297
- ATLAS Collaboration, Measurement of dijet cross sections in pp collisions at 7TeV centre-of-mass energy using the ATLAS detector. JHEP **05**, 059 (2014). doi:10.1007/JHEP05(2014)059. arXiv:1312.3524
- C.M.S. Collaboration, Measurements of differential jet cross sections in proton-proton collisions at $\sqrt{s} = 7\text{TeV}$ with the CMS detector. Phys. Rev. D **87**, 112002 (2013). doi:10.1103/PhysRevD.87.112002. arXiv:1212.6660
- CDF Collaboration, Two-jet differential cross-section in $\bar{p}p$ collisions at $\sqrt{s} = 1.8\text{TeV}$. Phys. Rev. Lett. **64**, 157 (1990). doi:10.1103/PhysRevLett.64.157
- CDF Collaboration, Measurement of the two-jet differential cross section in $p\bar{p}$ collisions at $\sqrt{s} = 1800\text{GeV}$. Phys. Rev. D **64**, 012001 (2001). doi:10.1103/PhysRevD.64.012001. arXiv:hep-ex/0012013 (Erratum: 10.1103/PhysRevD.65.039902)
- Z. Nagy, Three jet cross-sections in hadron hadron collisions at next-to-leading order. Phys. Rev. Lett. **88**, 122003 (2002). doi:10.1103/PhysRevLett.88.122003. arXiv:hep-ph/0110315
- Z. Nagy, Next-to-leading order calculation of three-jet observables in hadron hadron collisions. Phys. Rev. D **68**, 094002 (2003). doi:10.1103/PhysRevD.68.094002. arXiv:hep-ph/0307268
- CMS Collaboration, The CMS experiment at the CERN LHC. JINST **3**, S08004 (2008). doi:10.1088/1748-0221/3/08/S08004
- CMS Collaboration, The CMS high level trigger. Eur. Phys. J. C **46**, 605 (2006). doi:10.1140/epjc/s2006-02495-8. arXiv:hep-ex/0512077
- CMS Collaboration, The CMS trigger system. JINST **12**, P01020 (2017). doi:10.1088/1748-0221/12/01/P01020. arXiv:1609.02366
- CMS Collaboration, Particle-flow reconstruction and global event description with the CMS detector (2017). arXiv:1706.04965 (Submitted to JINST)
- CMS Collaboration, Pileup removal algorithms, CMS Physics Analysis Summary CMS-PAS-JME-14-001, 2014. <http://cds.cern.ch/record/1751454>
- M. Cacciari, G.P. Salam, G. Soyez, The anti- k_r jet clustering algorithm. JHEP **04**, 063 (2008). doi:10.1088/1126-6708/2008/04/063. arXiv:0802.1189
- CMS Collaboration, Determination of jet energy calibration and transverse momentum resolution in CMS. JINST **6**, P11002 (2011). doi:10.1088/1748-0221/6/11/P11002. arXiv:1107.4277
- CMS Collaboration, Jet energy scale and resolution in the CMS experiment in pp collisions at 8TeV. JINST **12**, P02014 (2017). doi:10.1088/1748-0221/12/02/P02014. arXiv:1607.03663
- G. D'Agostini, A multidimensional unfolding method based on Bayes' theorem. Nucl. Instrum. Methods A **362**, 487 (1995). doi:10.1016/0168-9002(95)00274-X
- L.B. Lucy, An iterative technique for the rectification of observed distributions. Astron. J. **79**, 745 (1974). doi:10.1086/111605
- W.H. Richardson, Bayesian-based iterative method of image restoration. J. Opt. Soc. Am. **62**, 55 (1972). doi:10.1364/JOSA.62.000055
- T. Auye, Unfolding algorithms and tests using RooUnfold, in *Proceedings, PHYSTAT 2011 Workshop on Statistical Issues Related to Discovery Claims in Search Experiments and Unfolding*, p. 313 (Geneva, January 17-20, 2011). doi:10.5170/CERN-2011-006. arXiv:1105.1160
- S. Dulat et al., New parton distribution functions from a global analysis of quantum chromodynamics. Phys. Rev. D **93**, 033006 (2016). doi:10.1103/PhysRevD.93.033006. arXiv:1506.07443
- S. Agostinelli et al., GEANT4—a simulation toolkit. Nucl. Instrum. Meth. A **506**, 250 (2003). doi:10.1016/S0168-9002(03)01368-8
- T. Sjöstrand, S. Mrenna, P.Z. Skands, Pythia 6.4 physics and manual. JHEP **05**, 026 (2006). doi:10.1088/1126-6708/2006/05/026. arXiv:hep-ph/0603175
- E. Veklerov, J. Llacer, Stopping rule for the MLE algorithm based on statistical hypothesis testing. IEEE Trans. Med. Imaging **MI-6**, 313 (1987). doi:10.1109/TMI.1987.4307849

32. CMS Collaboration, CMS luminosity based on pixel cluster counting—summer 2013 update, CMS Physics Analysis Summary CMS-PAS-LUM-13-001 (2013). <http://cds.cern.ch/record/1598864>
33. T. Kluge, K. Rabbertz, M. Wobisch, fastNLO: fast pQCD calculations for PDF fits, in *14th International Workshop on Deep Inelastic Scattering (DIS 2006)* (Tsukuba, April 20–24, 2006) p. 483. [arXiv:hep-ph/0609285](https://arxiv.org/abs/hep-ph/0609285). doi:10.1142/9789812706706_0110
34. D. Britzger, K. Rabbertz, F. Stober, M. Wobisch, New features in version 2 of the fastNLO project, in *Proceedings, XX. International Workshop on Deep-Inelastic Scattering and Related Subjects (DIS 2012)* (Bonn, March 26–30, 2012), p. 217. doi:10.3204/DESY-PROC-2012-02/165. [arXiv:1208.3641](https://arxiv.org/abs/1208.3641)
35. S.D. Ellis, Z. Kunszt, D.E. Soper, Two-jet production in hadron collisions at order α_s^3 in QCD. *Phys. Rev. Lett.* **69**, 1496 (1992). doi:10.1103/PhysRevLett.69.1496
36. S. Alekhin, J. Blümlein, S. Moch, Parton distribution functions and benchmark cross sections at NNLO. *Phys. Rev. D* **86**, 054009 (2012). doi:10.1103/PhysRevD.86.054009. [arXiv:1202.2281](https://arxiv.org/abs/1202.2281)
37. L.A. Harland-Lang, A.D. Martin, P. Motylinski, R.S. Thorne, Parton distributions in the LHC era: MMHT 2014 PDFs. *Eur. Phys. J. C* **75**, 204 (2015). doi:10.1140/epjc/s10052-015-3397-6. [arXiv:1412.3989](https://arxiv.org/abs/1412.3989)
38. NNPDF Collaboration, Parton distributions for the LHC run II. *JHEP* **04**, 040 (2015). doi:10.1007/JHEP04(2015)040. [arXiv:1410.8849](https://arxiv.org/abs/1410.8849)
39. M.R. Whalley, D. Bourilkov, R.C. Group, The Les Houches Accord PDFs (LHAPDF) and LHAGLUE, in *Proceedings, HERA and the LHC: A Workshop on the implications of HERA for LHC physics*, vol. B (Geneva and Hamburg, March 26–27 and October 11–13, 2004, and March 21–24, 2005). [arXiv:hep-ph/0508110](https://arxiv.org/abs/hep-ph/0508110)
40. A. Buckley et al., LHAPDF6: parton density access in the LHC precision era. *Eur. Phys. J. C* **75**, 132 (2015). doi:10.1140/epjc/s10052-015-3318-8. [arXiv:1412.7420](https://arxiv.org/abs/1412.7420)
41. T. Sjöstrand, S. Mrenna, P.Z. Skands, A brief introduction to PYTHIA 8.1. *Comput. Phys. Commun.* **178**, 852 (2008). doi:10.1016/j.cpc.2008.01.036. [arXiv:0710.3820](https://arxiv.org/abs/0710.3820)
42. M. Bähr et al., Herwig++ physics and manual. *Eur. Phys. J. C* **58**, 639 (2008). doi:10.1140/epjc/s10052-008-0798-9. [arXiv:0803.0883](https://arxiv.org/abs/0803.0883)
43. C.M.S. Collaboration, Event generator tunes obtained from underlying event and multiparton scattering measurements. *Eur. Phys. J. C* **76**, 155 (2015). doi:10.1140/epjc/s10052-016-3988-x. [arXiv:1512.00815](https://arxiv.org/abs/1512.00815)
44. M.H. Seymour, A. Siodmok, Constraining MPI models using σ_{eff} and recent Tevatron and LHC underlying event data. *JHEP* **10**, 113 (2013). doi:10.1007/JHEP10(2013)113. [arXiv:1307.5015](https://arxiv.org/abs/1307.5015)
45. P. Nason, A new method for combining NLO QCD with shower monte carlo algorithms. *JHEP* **11**, 040 (2004). doi:10.1088/1126-6708/2004/11/040. [arXiv:hep-ph/0409146](https://arxiv.org/abs/hep-ph/0409146)
46. S. Frixione, P. Nason, C. Oleari, Matching NLO QCD computations with parton shower simulations: the POWHEG method. *JHEP* **11**, 070 (2007). doi:10.1088/1126-6708/2007/11/070. [arXiv:0709.2092](https://arxiv.org/abs/0709.2092)
47. S. Alioli, P. Nason, C. Oleari, E. Re, A general framework for implementing NLO calculations in shower Monte Carlo programs: the POWHEG BOX. *JHEP* **06**, 043 (2010). doi:10.1007/JHEP06(2010)043. [arXiv:1002.2581](https://arxiv.org/abs/1002.2581)
48. S. Alioli et al., Jet pair production in POWHEG. *JHEP* **04**, 081 (2011). doi:10.1007/JHEP04(2011)081. [arXiv:1012.3380](https://arxiv.org/abs/1012.3380)
49. S. Dittmaier, A. Huss, C. Speckner, Weak radiative corrections to dijet production at hadron colliders. *JHEP* **11**, 095 (2012). doi:10.1007/JHEP11(2012)095. [arXiv:1210.0438](https://arxiv.org/abs/1210.0438)
50. R. Frederix et al., The complete NLO corrections to dijet hadroproduction. *JHEP* **04**, 076 (2017). doi:10.1007/JHEP04(2017)076. [arXiv:1612.06548](https://arxiv.org/abs/1612.06548)
51. M. Cacciari et al., The t anti-t cross-section at 1.8TeV and 1.96TeV: a study of the systematics due to parton densities and scale dependence. *JHEP* **04**, 068 (2004). doi:10.1088/1126-6708/2004/04/068. [arXiv:hep-ph/0303085](https://arxiv.org/abs/hep-ph/0303085)
52. A. Banfi, G.P. Salam, G. Zanderighi, Phenomenology of event shapes at hadron colliders. *JHEP* **06**, 038 (2010). doi:10.1007/JHEP06(2010)038. [arXiv:1001.4082](https://arxiv.org/abs/1001.4082)
53. C.M.S. Collaboration, Constraints on parton distribution functions and extraction of the strong coupling constant from the inclusive jet cross section in pp collisions at $\sqrt{s} = 7\text{TeV}$. *Eur. Phys. J. C* **75**, 288 (2015). doi:10.1140/epjc/s10052-015-3499-1. [arXiv:1410.6765](https://arxiv.org/abs/1410.6765)
54. J. Bellm et al., Herwig 7.0/Herwig++ 3.0 release note. *Eur. Phys. J. C* **76**, 196 (2016). doi:10.1140/epjc/s10052-016-4018-8. [arXiv:1512.01178](https://arxiv.org/abs/1512.01178)
55. H1 and ZEUS Collaborations, Combination of measurements of inclusive deep inelastic $e^\pm p$ scattering cross sections and QCD analysis of HERA data. *Eur. Phys. J. C* **75**, 580 (2015). doi:10.1140/epjc/s10052-015-3710-4. [arXiv:1506.06042](https://arxiv.org/abs/1506.06042)
56. S. Alekhin et al., HERAFitter. *Eur. Phys. J. C* **75**, 304 (2015). doi:10.1140/epjc/s10052-015-3480-z. [arXiv:1410.4412](https://arxiv.org/abs/1410.4412)
57. V.N. Gribov, L.N. Lipatov, Deep inelastic ep scattering in perturbation theory. *Sov. J. Nucl. Phys.* **15**, 438 (1972)
58. G. Altarelli, G. Parisi, Asymptotic freedom in parton language. *Nucl. Phys. B* **126**, 298 (1977). doi:10.1016/0550-3213(77)90384-4
59. Y.L. Dokshitzer, Calculation of the structure functions for deep inelastic scattering and e^+e^- annihilation by perturbation theory in quantum chromodynamics. *Sov. Phys. JETP* **46**, 641 (1977)
60. M. Botje, QCDNUM: fast QCD evolution and convolution. *Comput. Phys. Commun.* **182**, 490 (2011). doi:10.1016/j.cpc.2010.10.020. [arXiv:1005.1481](https://arxiv.org/abs/1005.1481)
61. CMS Collaboration, Measurement and QCD analysis of double-differential inclusive jet cross-sections in pp collisions at $\sqrt{s} = 8\text{TeV}$ and ratios to 2.76 and 7TeV. *JHEP* **03**, 156 (2017). doi:10.1007/JHEP03(2017)156. [arXiv:1609.05331](https://arxiv.org/abs/1609.05331)
62. R.S. Thorne, R.G. Roberts, An ordered analysis of heavy flavor production in deep inelastic scattering. *Phys. Rev. D* **57**, 6871 (1998). doi:10.1103/PhysRevD.57.6871. [arXiv:hep-ph/9709442](https://arxiv.org/abs/hep-ph/9709442)
63. R.S. Thorne, Variable-flavor number scheme for next-to-next-to-leading order. *Phys. Rev. D* **73**, 054019 (2006). doi:10.1103/PhysRevD.73.054019. [arXiv:hep-ph/0601245](https://arxiv.org/abs/hep-ph/0601245)
64. C.M.S. Collaboration, Measurement of the differential cross section and charge asymmetry for inclusive $pp \rightarrow W^\pm + X$ production at $\sqrt{s} = 8\text{TeV}$. *Eur. Phys. J. C* **76**, 469 (2016). doi:10.1140/epjc/s10052-016-4293-4. [arXiv:1603.01803](https://arxiv.org/abs/1603.01803)
65. J. Pumplin et al., Uncertainties of predictions from parton distribution functions. 2. the Hessian method. *Phys. Rev. D* **65**, 014013 (2001). doi:10.1103/PhysRevD.65.014013. [arXiv:hep-ph/0101032](https://arxiv.org/abs/hep-ph/0101032)
66. W.T. Giele, S. Keller, Implications of hadron collider observables on parton distribution function uncertainties. *Phys. Rev. D* **58**, 094023 (1998). doi:10.1103/PhysRevD.58.094023. [arXiv:hep-ph/9803393](https://arxiv.org/abs/hep-ph/9803393)
67. C.M.S. Collaboration, Measurement of the muon charge asymmetry in inclusive $pp \rightarrow W + X$ production at $\sqrt{s} = 7\text{TeV}$ and an improved determination of light parton distribution functions. *Phys. Rev. D* **90**, 032004 (2014). doi:10.1103/PhysRevD.90.032004. [arXiv:1312.6283](https://arxiv.org/abs/1312.6283)
68. B.J.A. Watt, P. Motylinski, R.S. Thorne, The effect of LHC jet data on MSTW PDFs. *Eur. Phys. J. C* **74**, 2934 (2014). doi:10.1140/epjc/s10052-014-2934-z. [arXiv:1311.5703](https://arxiv.org/abs/1311.5703)
69. C.M.S. Collaboration, Measurement of the ratio of the inclusive 3-jet cross section to the inclusive 2-jet cross section in pp collisions at $\sqrt{s} = 7\text{TeV}$ and first determination of the strong coupling constant in the TeV range. *Eur. Phys. J. C* **73**, 2604 (2013). doi:10.1140/epjc/s10052-013-2604-6. [arXiv:1304.7498](https://arxiv.org/abs/1304.7498)

70. C.M.S. Collaboration, Measurement of the inclusive 3-jet production differential cross section in proton-proton collisions at 7TeV and determination of the strong coupling constant in the TeV range. *Eur. Phys. J. C* **75**, 186 (2015). doi:[10.1140/epjc/s10052-015-3376-y](https://doi.org/10.1140/epjc/s10052-015-3376-y). arXiv:[1412.1633](https://arxiv.org/abs/1412.1633)
71. C.M.S. Collaboration, Determination of the top-quark pole mass and strong coupling constant from the $t\bar{t}$ production cross section in pp collisions at $\sqrt{s} = 7\text{TeV}$. *Phys. Lett. B* **728**, 496 (2014). doi:[10.1016/j.physletb.2013.12.009](https://doi.org/10.1016/j.physletb.2013.12.009). arXiv:[1307.1907](https://arxiv.org/abs/1307.1907)
72. ATLAS Collaboration, Measurement of transverse energy-energy correlations in multi-jet events in pp collisions at $\sqrt{s} = 7\text{TeV}$ using the ATLAS detector and determination of the strong coupling constant $\alpha_s(m_Z)$. *Phys. Lett. B* **750**, 427 (2015). doi:[10.1016/j.physletb.2015.09.050](https://doi.org/10.1016/j.physletb.2015.09.050). arXiv:[1508.01579](https://arxiv.org/abs/1508.01579)
73. C. Patrignani and others (Particle Data Group), Review of particle physics. *Chin. Phys. C* **40**, 100001 (2016). doi:[10.1088/1674-1137/40/10/100001](https://doi.org/10.1088/1674-1137/40/10/100001)
74. J. Currie, E.W.N. Glover, J. Pires, Next-to-next-to leading order QCD predictions for single jet inclusive production at the LHC. *Phys. Rev. Lett.* **118**, 072002 (2017). doi:[10.1103/PhysRevLett.118.072002](https://doi.org/10.1103/PhysRevLett.118.072002). arXiv:[1611.01460](https://arxiv.org/abs/1611.01460)

CMS Collaboration

Yerevan Physics Institute, Yerevan, Armenia

A. M. Sirunyan, A. Tumasyan

Institut für Hochenergiephysik, Vienna, Austria

W. Adam, E. Asilar, T. Bergauer, J. Brandstetter, E. Brondolin, M. Dragicevic, J. Erö, M. Flechl, M. Friedl, R. Frühwirth¹, V. M. Ghete, C. Hartl, N. Hörmann, J. Hrubec, M. Jeitler¹, A. König, I. Krätschmer, D. Liko, T. Matsushita, I. Mikulec, D. Rabadý, N. Rad, B. Rahbaran, H. Rohringer, J. Schieck¹, J. Strauss, W. Waltenberger, C.-E. Wulz¹

Institute for Nuclear Problems, Minsk, Belarus

O. Dvornikov, V. Makarenko, V. Mossolov, J. Suarez Gonzalez, V. Zykunov

National Centre for Particle and High Energy Physics, Minsk, Belarus

N. Shumeiko

Universiteit Antwerpen, Antwerpen, Belgium

S. Alderweireldt, E. A. De Wolf, X. Janssen, J. Lauwers, M. Van De Klundert, H. Van Haevermaet, P. Van Mechelen, N. Van Remortel, A. Van Spilbeeck

Vrije Universiteit Brussel, Brussels, Belgium

S. Abu Zeid, F. Blekman, J. D'Hondt, N. Daci, I. De Bruyn, K. Deroover, S. Lowette, S. Moortgat, L. Moreels, A. Olbrechts, Q. Python, K. Skovpen, S. Tavernier, W. Van Doninck, P. Van Mulders, I. Van Parijs

Université Libre de Bruxelles, Brussels, Belgium

H. Brun, B. Clerbaux, G. De Lentdecker, H. Delannoy, G. Fasanella, L. Favart, R. Goldouzian, A. Grebenyuk, G. Karapostoli, T. Lenzi, A. Léonard, J. Luetic, T. Maerschalk, A. Marinov, A. Randle-conde, T. Seva, C. Vander Velde, P. Vanlaer, D. Vannerom, R. Yonamine, F. Zenoni, F. Zhang²

Ghent University, Ghent, Belgium

T. Cornelis, D. Dobur, A. Fagot, M. Gul, I. Khvastunov, D. Poyraz, S. Salva, R. Schöfbeck, M. Tytgat, W. Van Driessche, N. Zaganidis

Université Catholique de Louvain, Louvain-la-Neuve, Belgium

H. Bakhshiansohi, O. Bondu, S. Brochet, G. Bruno, A. Caudron, S. De Visscher, C. Delaere, M. Delcourt, B. Francois, A. Giammanco, A. Jafari, M. Komm, G. Krintiras, V. Lemaitre, A. Magitteri, A. Mertens, M. Musich, K. Piotrkowski, L. Quertenmont, M. Selvaggi, M. Vidal Marono, S. Wertz

Université de Mons, Mons, Belgium

N. Belyi

Centro Brasileiro de Pesquisas Fisicas, Rio de Janeiro, Brazil

W. L. Aldá Júnior, F. L. Alves, G. A. Alves, L. Brito, C. Hensel, A. Moraes, M. E. Pol, P. Rebello Teles

Universidade do Estado do Rio de Janeiro, Rio de Janeiro, Brazil

E. Belchior Batista Das Chagas, W. Carvalho, J. Chinellato³, A. Custódio, E. M. Da Costa, G. G. Da Silveira⁴, D. De Jesus Damiao, C. De Oliveira Martins, S. Fonseca De Souza, L. M. Huertas Guativa, H. Malbouisson,

D. Matos Figueiredo, C. Mora Herrera, L. Mundim, H. Nogima, W. L. Prado Da Silva, A. Santoro, A. Sznajder, E. J. Tonelli Manganote³, F. Torres Da Silva De Araujo, A. Vilela Pereira

Universidade Estadual Paulista^a, Universidade Federal do ABC^b, São Paulo, Brazil

S. Ahuja^a, C. A. Bernardes^a, S. Dogra^a, T. R. Fernandez Perez Tomei^a, E. M. Gregores^b, P. G. Mercadante^b, C. S. Moon^a, S. F. Novaes^a, Sandra S. Padula^a, D. Romero Abad^b, J. C. Ruiz Vargas^a

Institute for Nuclear Research and Nuclear Energy, Sofia, Bulgaria

A. Aleksandrov, R. Hadjiiska, P. Iaydjiev, M. Rodozov, S. Stoykova, G. Sultanov, M. Vutova

University of Sofia, Sofia, Bulgaria

A. Dimitrov, I. Glushkov, L. Litov, B. Pavlov, P. Petkov

Beihang University, Beijing, China

W. Fang⁵

Institute of High Energy Physics, Beijing, China

M. Ahmad, J. G. Bian, G. M. Chen, H. S. Chen, M. Chen, Y. Chen, T. Cheng, C. H. Jiang, D. Leggat, Z. Liu, F. Romeo, M. Ruan, S. M. Shaheen, A. Spiezia, J. Tao, C. Wang, Z. Wang, E. Yazgan, H. Zhang, J. Zhao

State Key Laboratory of Nuclear Physics and Technology, Peking University, Beijing, China

Y. Ban, G. Chen, Q. Li, S. Liu, Y. Mao, S. J. Qian, D. Wang, Z. Xu

Universidad de Los Andes, Bogotá, Colombia

C. Avila, A. Cabrera, L. F. Chaparro Sierra, C. Florez, J. P. Gomez, C. F. González Hernández, J. D. Ruiz Alvarez⁶, J. C. Sanabria

Faculty of Electrical Engineering, Mechanical Engineering and Naval Architecture, University of Split, Split, Croatia

N. Godinovic, D. Lelas, I. Puljak, P. M. Ribeiro Cipriano, T. Sculac

Faculty of Science, University of Split, Split, Croatia

Z. Antunovic, M. Kovac

Institute Rudjer Boskovic, Zagreb, Croatia

V. Brigljevic, D. Ferencek, K. Kadija, B. Mesic, T. Susa

University of Cyprus, Nicosia, Cyprus

M. W. Ather, A. Attikis, G. Mavromanolakis, J. Mousa, C. Nicolaou, F. Ptochos, P. A. Razis, H. Rykaczewski

Charles University, Prague, Czech Republic

M. Finger⁷, M. Finger Jr.⁷

Universidad San Francisco de Quito, Quito, Ecuador

E. Carrera Jarrin

Academy of Scientific Research and Technology of the Arab Republic of Egypt, Egyptian Network of High Energy Physics, Cairo, Egypt

A. A. Abdelalim^{8,9}, Y. Mohammed, E. Salama^{11,12}

National Institute of Chemical Physics and Biophysics, Tallinn, Estonia

M. Kadastik, L. Perrini, M. Raidal, A. Tiko, C. Veelken

Department of Physics, University of Helsinki, Helsinki, Finland

P. Eerola, J. Pekkanen, M. Voutilainen

Helsinki Institute of Physics, Helsinki, Finland

J. Härkönen, T. Järvinen, V. Karimäki, R. Kinnunen, T. Lampén, K. Lassila-Perini, S. Lehti, T. Lindén, P. Luukka, J. Tuominiemi, E. Tuovinen, L. Wendland

Lappeenranta University of Technology, Lappeenranta, Finland

J. Talvitie, T. Tuuva

IRFU, CEA, Université Paris-Saclay, Gif-sur-Yvette, France

M. Besancon, F. Couderc, M. Dejaridin, D. Denegri, B. Fabbro, J. L. Faure, C. Favaro, F. Ferri, S. Ganjour, S. Ghosh, A. Givernaud, P. Gras, G. Hamel de Monchenault, P. Jarry, I. Kucher, E. Locci, M. Machet, J. Malcles, J. Rander, A. Rosowsky, M. Titov

Laboratoire Leprince-Ringuet, Ecole polytechnique, CNRS/IN2P3, Université Paris-Saclay, Palaiseau, France

A. Abdulsalam, I. Antropov, S. Baffioni, F. Beaudette, P. Busson, L. Cadamuro, E. Chapon, C. Charlot, O. Davignon, R. Granier de Cassagnac, M. Jo, S. Lisniak, P. Miné, M. Nguyen, C. Ochando, G. Ortona, P. Paganini, P. Pigard, S. Regnard, R. Salerno, Y. Sirois, A. G. Stahl Leiton, T. Strebler, Y. Yilmaz, A. Zabi, A. Zghiche

Université de Strasbourg, CNRS, IPHC UMR 7178, 67000 Strasbourg, France

J.-L. Agram¹³, J. Andrea, D. Bloch, J.-M. Brom, M. Buttignol, E. C. Chabert, N. Chanon, C. Collard, E. Conte¹³, X. Coubez, J.-C. Fontaine¹³, D. Gelé, U. Goerlach, A.-C. Le Bihan, P. Van Hove

Centre de Calcul de l'Institut National de Physique Nucleaire et de Physique des Particules, CNRS/IN2P3, Villeurbanne, France

S. Gadrat

Institut de Physique Nucléaire de Lyon, Université de Lyon, Université Claude Bernard Lyon 1, CNRS-IN2P3, Villeurbanne, France

S. Beauceron, C. Bernet, G. Boudoul, C. A. Carrillo Montoya, R. Chierici, D. Contardo, B. Courbon, P. Depasse, H. El Mamouni, J. Fay, L. Finco, S. Gascon, M. Gouzevitch, G. Grenier, B. Ille, F. Lagarde, I. B. Laktineh, M. Lethuillier, L. Mirabito, A. L. Pequegnot, S. Perries, A. Popov¹⁴, V. Sordini, M. Vander Donckt, P. Verdier, S. Viret

Georgian Technical University, Tbilisi, Georgia

T. Toriashvili¹⁵

Tbilisi State University, Tbilisi, Georgia

Z. Tsamalaizze⁷

RWTH Aachen University, I. Physikalisches Institut, Aachen, Germany

C. Autermann, S. Beranek, L. Feld, M. K. Kiesel, K. Klein, M. Lipinski, M. Preuten, C. Schomakers, J. Schulz, T. Verlage

RWTH Aachen University, III. Physikalisches Institut A, Aachen, Germany

A. Albert, M. Brodski, E. Dietz-Laursonn, D. Duchardt, M. Endres, M. Erdmann, S. Erdweg, T. Esch, R. Fischer, A. Güth, M. Hamer, T. Hebbeker, C. Heidemann, K. Hoepfner, S. Knutzen, M. Merschmeyer, A. Meyer, P. Millet, S. Mukherjee, M. Olschewski, K. Padeken, T. Pook, M. Radziej, H. Reithler, M. Rieger, F. Scheuch, L. Sonnenschein, D. Teysier, S. Thüer

RWTH Aachen University, III. Physikalisches Institut B, Aachen, Germany

V. Cherepanov, G. Flügge, B. Kargoll, T. Kress, A. Künsken, J. Lingemann, T. Müller, A. Nehr Korn, A. Nowack, C. Pistone, O. Pooth, A. Stahl¹⁶

Deutsches Elektronen-Synchrotron, Hamburg, Germany

M. Aldaya Martin, T. Arndt, C. Asawatangtrakuldee, K. Beernaert, O. Behnke, U. Behrens, A. A. Bin Anuar, K. Borras¹⁷, A. Campbell, P. Connor, C. Contreras-Campana, F. Costanza, C. Diez Pardos, G. Dolinska, G. Eckerlin, D. Eckstein, T. Eichhorn, E. Eren, E. Gallo¹⁸, J. Garay Garcia, A. Geiser, A. Gizhko, J. M. Grados Luyando, A. Grohsjean, P. Gunnellini, A. Harb, J. Hauk, M. Hempel¹⁹, H. Jung, A. Kalogeropoulos, O. Karacheban¹⁹, M. Kasemann, J. Keaveney, C. Kleinwort, I. Korol, D. Krücker, W. Lange, A. Lelek, T. Lenz, J. Leonard, K. Lipka, A. Lobanov, W. Lohmann¹⁹, R. Mankel, I.-A. Melzer-Pellmann, A. B. Meyer, G. Mittag, J. Mnich, A. Mussgiller, D. Pitzl, R. Placakyte, A. Raspereza, B. Roland, M. Ö. Sahin, P. Saxena, T. Schoerner-Sadenius, S. Spannagel, N. Stefaniuk, G. P. Van Onsem, R. Walsh, C. Wissing

University of Hamburg, Hamburg, Germany

V. Blobel, M. Centis Vignali, A. R. Draeger, T. Dreyer, E. Garutti, D. Gonzalez, J. Haller, M. Hoffmann, A. Junkes, R. Klanner, R. Kogler, N. Kovalchuk, S. Kurz, T. Lapsien, I. Marchesini, D. Marconi, M. Meyer, M. Niedziela, D. Nowatschin, F. Pantaleo¹⁶, T. Peiffer, A. Perieanu, C. Scharf, P. Schleper, A. Schmidt, S. Schumann, J. Schwandt, J. Sonneveld, H. Stadie, G. Steinbrück, F. M. Stober, M. Stöver, H. Tholen, D. Troendle, E. Usai, L. Vanelderen, A. Vanhoefer, B. Vormwald

Institut für Experimentelle Kernphysik, Karlsruhe, Germany

M. Akbiyik, C. Barth, S. Baur, C. Baus, J. Berger, E. Butz, R. Caspart, T. Chwalek, F. Colombo, W. De Boer, A. Dierlamm, S. Fink, B. Freund, R. Friese, M. Giffels, A. Gilbert, P. Goldenzweig, D. Haitz, F. Hartmann¹⁶, S. M. Heindl, U. Husemann, F. Kassel¹⁶, I. Katkov¹⁴, S. Kudella, H. Mildner, M. U. Mozer, Th. Müller, M. Plagge, G. Quast, K. Rabbertz, S. Röcker, F. Roscher, M. Schröder, I. Shvetsov, G. Sieber, H. J. Simonis, R. Ulrich, S. Wayand, M. Weber, T. Weiler, S. Williamson, C. Wöhrmann, R. Wolf

Institute of Nuclear and Particle Physics (INPP), NCSR Demokritos, Aghia Paraskevi, Greece

G. Anagnostou, G. Daskalakis, T. Geralis, V. A. Giakoumopoulou, A. Kyriakis, D. Loukas, I. Topsis-Giotis

National and Kapodistrian University of Athens, Athens, Greece

S. Kesisoglou, A. Panagiotou, N. Saoulidou, E. Tziaferi

National Technical University of Athens, Athens, Greece

K. Kousouris

University of Ioánnina, Ioannina, Greece

I. Evangelou, G. Flouris, C. Foudas, P. Kokkas, N. Loukas, N. Manthos, I. Papadopoulos, E. Paradas

MTA-ELTE Lendület CMS Particle and Nuclear Physics Group, Eötvös Loránd University, Budapest, Hungary

N. Filipovic, G. Pasztor

Wigner Research Centre for Physics, Budapest, Hungary

G. Bencze, C. Hajdu, D. Horvath²⁰, F. Sikler, V. Veszpremi, G. Vesztergombi²¹, A. J. Zsigmond

Institute of Nuclear Research ATOMKI, Debrecen, Hungary

N. Beni, S. Czellar, J. Karancsi²², A. Makovec, J. Molnar, Z. Szillasi

Institute of Physics, University of Debrecen, Debrecen, Hungary

M. Bartók²¹, P. Raics, Z. L. Trocsanyi, B. Ujvari

Indian Institute of Science (IISc), Bangalore, India

S. Choudhury, J. R. Komaragiri

National Institute of Science Education and Research, Bhubaneswar, India

S. Bahinipati²³, S. Bhowmik²⁵, P. Mal, K. Mandal, A. Nayak²⁵, D. K. Sahoo²³, N. Sahoo, S. K. Swain

Panjab University, Chandigarh, India

S. Bansal, S. B. Beri, V. Bhatnagar, R. Chawla, U. Bhawandeep, A. K. Kalsi, A. Kaur, M. Kaur, R. Kumar, P. Kumari, A. Mehta, M. Mittal, J. B. Singh, G. Walia

University of Delhi, Delhi, India

Ashok Kumar, A. Bhardwaj, B. C. Choudhary, R. B. Garg, S. Keshri, A. Kumar, S. Malhotra, M. Naimuddin, K. Ranjan, R. Sharma, V. Sharma

Saha Institute of Nuclear Physics, Kolkata, India

R. Bhattacharya, S. Bhattacharya, K. Chatterjee, S. Dey, S. Dutt, S. Dutta, S. Ghosh, N. Majumdar, A. Modak, K. Mondal, S. Mukhopadhyay, S. Nandan, A. Purohit, A. Roy, D. Roy, S. Roy Chowdhury, S. Sarkar, M. Sharan, S. Thakur

Indian Institute of Technology Madras, Madras, India

P. K. Behera

Bhabha Atomic Research Centre, Mumbai, India

R. Chudasama, D. Dutta, V. Jha, V. Kumar, A. K. Mohanty¹⁶, P. K. Netrakanti, L. M. Pant, P. Shukla, A. Topkar

Tata Institute of Fundamental Research-A, Mumbai, India

T. Aziz, S. Dugad, G. Kole, B. Mahakud, S. Mitra, G. B. Mohanty, B. Parida, N. Sur, B. Sutar

Tata Institute of Fundamental Research-B, Mumbai, India

S. Banerjee, R. K. Dewanjee, S. Ganguly, M. Guchait, Sa. Jain, S. Kumar, M. Maity²⁴, G. Majumder, K. Mazumdar, T. Sarkar²⁴, N. Wickramage²⁶

Indian Institute of Science Education and Research (IISER), Pune, India

S. Chauhan, S. Dube, V. Hegde, A. Kapoor, K. Kotheekar, S. Pandey, A. Rane, S. Sharma

Institute for Research in Fundamental Sciences (IPM), Tehran, Iran

S. Chenarani²⁷, E. Eskandari Tadavani, S. M. Etesami²⁷, M. Khakzad, M. Mohammadi Najafabadi, M. Naseri, S. Paktinat Mehdiabadi²⁸, F. Rezaei Hosseinabadi, B. Safarzadeh²⁹, M. Zeinali

University College Dublin, Dublin, Ireland

M. Felcini, M. Grunewald

INFN Sezione di Bari^a, Università di Bari^b, Politecnico di Bari^c, Bari, Italy

M. Abbrescia^{a,b}, C. Calabria^{a,b}, C. Caputo^{a,b}, A. Colaleo^a, D. Creanza^{a,c}, L. Cristella^{a,b}, N. De Filippis^{a,c}, M. De Palma^{a,b}, L. Fiore^a, G. Iaselli^{a,c}, G. Maggi^{a,c}, M. Maggi^a, G. Miniello^{a,b}, S. My^{a,b}, S. Nuzzo^{a,b}, A. Pompili^{a,b}, G. Pugliese^{a,c}, R. Radogna^{a,b}, A. Ranieri^a, G. Selvaggi^{a,b}, A. Sharma^a, L. Silvestris^{a,16}, R. Venditti^{a,b}, P. Verwilligen^a

INFN Sezione di Bologna^a, Università di Bologna^b, Bologna, Italy

G. Abbiendi^a, C. Battilana, D. Bonacorsi^{a,b}, S. Braibant-Giacomelli^{a,b}, L. Brigliadori^{a,b}, R. Campanini^{a,b}, P. Capiluppi^{a,b}, A. Castro^{a,b}, F. R. Cavallo^a, S. S. Chhibra^{a,b}, G. Codispoti^{a,b}, M. Cuffiani^{a,b}, G. M. Dallavalle^a, F. Fabbri^a, A. Fanfani^{a,b}, D. Fasanella^{a,b}, P. Giacomelli^a, C. Grandi^a, L. Guiducci^{a,b}, S. Marcellini^a, G. Masetti^a, A. Montanari^a, F. L. Navarria^{a,b}, A. Perrotta^a, A. M. Rossi^{a,b}, T. Rovelli^{a,b}, G. P. Siroli^{a,b}, N. Tosi^{a,b,16}

INFN Sezione di Catania^a, Università di Catania^b, Catania, Italy

S. Albergo^{a,b}, S. Costa^{a,b}, A. Di Mattia^a, F. Giordano^{a,b}, R. Potenza^{a,b}, A. Tricomi^{a,b}, C. Tuve^{a,b}

INFN Sezione di Firenze^a, Università di Firenze^b, Florence, Italy

G. Barbagli^a, V. Ciulli^{a,b}, C. Civinini^a, R. D'Alessandro^{a,b}, E. Focardi^{a,b}, P. Lenzi^{a,b}, M. Meschini^a, S. Paoletti^a, L. Russo^{a,30}, G. Sguazzoni^a, D. Strom^a, L. Viliani^{a,b,16}

INFN Laboratori Nazionali di Frascati, Frascati, Italy

L. Benussi, S. Bianco, F. Fabbri, D. Piccolo, F. Primavera¹⁶

INFN Sezione di Genova^a, Università di Genova^b, Genoa, Italy

V. Calvelli^{a,b}, F. Ferro^a, M. R. Monge^{a,b}, E. Robutti^a, S. Tosi^{a,b}

INFN Sezione di Milano-Bicocca^a, Università di Milano-Bicocca^b, Milan, Italy

L. Brianza^{a,b,16}, F. Brivio^{a,b}, V. Ciriolo, M. E. Dinardo^{a,b}, S. Fiorendi^{a,b,16}, S. Gennai^a, A. Ghezzi^{a,b}, P. Govoni^{a,b}, M. Malberti^{a,b}, S. Malvezzi^a, R. A. Manzoni^{a,b}, D. Menasce^a, L. Moroni^a, M. Paganoni^{a,b}, D. Pedrini^a, S. Pigazzini^{a,b}, S. Ragazzi^{a,b}, T. Tabarelli de Fatis^{a,b}

INFN Sezione di Napoli^a, Università di Napoli 'Federico II'^b, Napoli, Italy, Università della Basilicata^c, Potenza, Italy, Università G. Marconi^d, Rome, Italy

S. Buontempo^a, N. Cavallo^{a,c}, G. De Nardo, S. Di Guida^{a,d,16}, F. Fabozzi^{a,c}, F. Fienga^{a,b}, A. O. M. Iorio^{a,b}, L. Lista^a, S. Meola^{a,d,16}, P. Paolucci^{a,16}, C. Sciacca^{a,b}, F. Thyssen^a

INFN Sezione di Padova^a, Università di Padova^b, Padova, Italy, Università di Trento^c, Trento, Italy

P. Azzi^{a,16}, N. Bacchetta^a, L. Benato^{a,b}, D. Bisello^{a,b}, A. Boletti^{a,b}, R. Carlin^{a,b}, A. Carvalho Antunes De Oliveira^{a,b}, P. Checchia^a, M. Dall'Osso^{a,b}, P. De Castro Manzano^a, T. Dorigo^a, U. Dosselli^a, F. Gasparini^{a,b}, U. Gasparini^{a,b}, A. Gozzelino^a, S. Lacaprara^a, M. Margoni^{a,b}, A. T. Meneguzzo^{a,b}, J. Pazzini^{a,b}, N. Pozzobon^{a,b}, P. Ronchese^{a,b}, F. Simonetto^{a,b}, E. Torassa^a, M. Zanetti^{a,b}, P. Zotto^{a,b}, G. Zumerle^{a,b}

INFN Sezione di Pavia^a, Università di Pavia^b, Pavia, Italy

A. Braghieri^a, F. Fallavollita^{a,b}, A. Magnani^{a,b}, P. Montagna^{a,b}, S. P. Ratti^{a,b}, V. Re^a, M. Ressegotti, C. Riccardi^{a,b}, P. Salvini^a, I. Vai^{a,b}, P. Vitulo^{a,b}

INFN Sezione di Perugia^a, Università di Perugia^b, Perugia, Italy

L. Alunni Solestizi^{a,b}, G. M. Bilei^a, D. Ciangottini^{a,b}, L. Fanò^{a,b}, P. Lariccia^{a,b}, R. Leonardi^{a,b}, G. Mantovani^{a,b}, V. Mariani^{a,b}, M. Menichelli^a, A. Saha^a, A. Santocchia^{a,b}

INFN Sezione di Pisa^a, Università di Pisa^b, Scuola Normale Superiore di Pisa^c, Pisa, Italy

K. Androsov^{a,30}, P. Azzurri^{a,16}, G. Bagliesi^a, J. Bernardini^a, T. Boccali^a, R. Castaldi^a, M. A. Ciocci^{a,b,30}, R. Dell'Orso^a,

G. Fedi^a, A. Giassi^a, M. T. Grippo^{a,30}, F. Ligabue^{a,c}, T. Lomtadze^a, L. Martini^{a,b}, A. Messineo^{a,b}, F. Palla^a, A. Rizzi^{a,b}, A. Savoy-Navarro^{a,31}, P. Spagnolo^a, R. Tenchini^a, G. Tonelli^{a,b}, A. Venturi^a, P. G. Verdini^a

INFN Sezione di Roma^a, Sapienza Università di Roma^b, Rome, Italy

L. Barone^{a,b}, F. Cavallari^a, M. Cipriani^{a,b}, D. Del Re^{a,b,16}, M. Diemoz^a, S. Gelli^{a,b}, E. Longo^{a,b}, F. Margaroli^{a,b}, B. Marzocchi^{a,b}, P. Meridiani^a, G. Organtini^{a,b}, R. Paramatti^{a,b}, F. Preiato^{a,b}, S. Rahatlou^{a,b}, C. Rovelli^a, F. Santanastasio^{a,b}

INFN Sezione di Torino^a, Università di Torino^b, Torino, Italy, Università del Piemonte Orientale^c, Novara, Italy

N. Amapane^{a,b}, R. Arcidiacono^{a,c,16}, S. Argiro^{a,b}, M. Arneodo^{a,c}, N. Bartosik^a, R. Bellan^{a,b}, C. Biino^a, N. Cartiglia^a, F. Cenna^{a,b}, M. Costa^{a,b}, R. Covarelli^{a,b}, A. Degano^{a,b}, N. Demaria^a, B. Kiani^{a,b}, C. Mariotti^a, S. Maselli^a, E. Migliore^{a,b}, V. Monaco^{a,b}, E. Monteil^{a,b}, M. Monteno^a, M. M. Obertino^{a,b}, L. Pacher^{a,b}, N. Pastrone^a, M. Pelliccioni^a, G. L. Pinna Angioni^{a,b}, F. Ravera^{a,b}, A. Romero^{a,b}, M. Ruspa^{a,c}, R. Sacchi^{a,b}, K. Shchelina^{a,b}, V. Sola^a, A. Solano^{a,b}, A. Staiano^a, P. Traczyk^{a,b}

INFN Sezione di Trieste^a, Università di Trieste^b, Trieste, Italy

S. Belforte^a, M. Casarsa^a, F. Cossutti^a, G. Della Ricca^{a,b}, A. Zanetti^a

Kyungpook National University, Daegu, Korea

D. H. Kim, G. N. Kim, M. S. Kim, J. Lee, S. Lee, S. W. Lee, Y. D. Oh, S. Sekmen, D. C. Son, Y. C. Yang

Chonbuk National University, Jeonju, Korea

A. Lee

Institute for Universe and Elementary Particles, Chonnam National University, Kwangju, Korea

H. Kim

Hanyang University, Seoul, Korea

J. A. Brochero Cifuentes, T. J. Kim

Korea University, Seoul, Korea

S. Cho, S. Choi, Y. Go, D. Gyun, S. Ha, B. Hong, Y. Jo, Y. Kim, K. Lee, K. S. Lee, S. Lee, J. Lim, S. K. Park, Y. Roh

Seoul National University, Seoul, Korea

J. Almond, J. Kim, H. Lee, S. B. Oh, B. C. Radburn-Smith, S. h. Seo, U. K. Yang, H. D. Yoo, G. B. Yu

University of Seoul, Seoul, Korea

M. Choi, H. Kim, J. H. Kim, J. S. H. Lee, I. C. Park, G. Ryu, M. S. Ryu

Sungkyunkwan University, Suwon, Korea

Y. Choi, J. Goh, C. Hwang, J. Lee, I. Yu

Vilnius University, Vilnius, Lithuania

V. Dudenas, A. Juodagalvis, J. Vaitkus

National Centre for Particle Physics, Universiti Malaya, Kuala Lumpur, Malaysia

I. Ahmed, Z. A. Ibrahim, M. A. B. Md Ali³², F. Mohamad Idris³³, W. A. T. Wan Abdullah, M. N. Yusli, Z. Zolkapli

Centro de Investigacion y de Estudios Avanzados del IPN, Mexico City, Mexico

H. Castilla-Valdez, E. De La Cruz-Burelo, I. Heredia-De La Cruz³⁴, R. Lopez-Fernandez, R. Magaña Villalba, J. Mejia Guisao, A. Sanchez-Hernandez

Universidad Iberoamericana, Mexico City, Mexico

S. Carrillo Moreno, C. Oropeza Barrera, F. Vazquez Valencia

Benemerita Universidad Autonoma de Puebla, Puebla, Mexico

S. Carpinteyro, I. Pedraza, H. A. Salazar Ibarguen, C. Uribe Estrada

Universidad Autónoma de San Luis Potosí, San Luis Potosí, Mexico

A. Morelos Pineda

University of Auckland, Auckland, New Zealand

D. Krofcheck

University of Canterbury, Christchurch, New Zealand

P. H. Butler

National Centre for Physics, Quaid-I-Azam University, Islamabad, Pakistan

A. Ahmad, M. Ahmad, Q. Hassan, H. R. Hoorani, W. A. Khan, A. Saddique, M. A. Shah, M. Shoaib, M. Waqas

National Centre for Nuclear Research, Swierk, Poland

H. Bialkowska, M. Bluj, B. Boimska, T. Frueboes, M. Górski, M. Kazana, K. Nawrocki, K. Romanowska-Rybinska, M. Szeleper, P. Zalewski

Faculty of Physics, Institute of Experimental Physics, University of Warsaw, Warsaw, Poland

K. Bunkowski, A. Byszuk³⁵, K. Doroba, A. Kalinowski, M. Konecki, J. Krolikowski, M. Misiura, M. Olszewski, A. Pyskir, M. Walczak

Laboratório de Instrumentação e Física Experimental de Partículas, Lisbon, Portugal

P. Bargassa, C. Beirão Da Cruz Silva, B. Calpas, A. Di Francesco, P. Faccioli, M. Gallinaro, J. Hollar, N. Leonardo, L. Lloret Iglesias, M. V. Nemallapudi, J. Seixas, O. Toldaiev, D. Vadrucchio, J. Varela

Joint Institute for Nuclear Research, Dubna, Russia

S. Afanasiev, P. Bunin, M. Gavrilenko, I. Golutvin, I. Gorbunov, A. Kamenev, V. Karjavin, A. Lanev, A. Malakhov, V. Matveev^{36,37}, V. Palichik, V. Perelygin, S. Shmatov, S. Shulha, N. Skatchkov, V. Smirnov, N. Voytishin, A. Zarubin

Petersburg Nuclear Physics Institute, Gatchina, St. Petersburg, Russia

L. Chtchipoounov, V. Golovtsov, Y. Ivanov, V. Kim³⁸, E. Kuznetsova³⁹, V. Murzin, V. Oreshkin, V. Sulimov, A. Vorobyev

Institute for Nuclear Research, Moscow, Russia

Yu. Andreev, A. Dermenev, S. Gninenko, N. Golubev, A. Karneyeu, M. Kirsanov, N. Krasnikov, A. Pashenkov, D. Tisov, A. Toropin

Institute for Theoretical and Experimental Physics, Moscow, Russia

V. Epshteyn, V. Gavrilov, N. Lychkovskaya, V. Popov, I. Pozdnyakov, G. Safronov, A. Spiridonov, M. Toms, E. Vlasov, A. Zhokin

Moscow Institute of Physics and Technology, Moscow, Russia

T. Aushev, A. Bylinkin³⁷

National Research Nuclear University ‘Moscow Engineering Physics Institute’ (MEPhI), Moscow, Russia

R. Chistov⁴⁰, S. Polikarpov, E. Zhemchugov

P.N. Lebedev Physical Institute, Moscow, Russia

V. Andreev, M. Azarkin³⁷, I. Dremin³⁷, M. Kirakosyan, A. Leonidov³⁷, A. Terkulov

Skobeltsyn Institute of Nuclear Physics, Lomonosov Moscow State University, Moscow, Russia

A. Baskakov, A. Belyaev, E. Boos, M. Dubinin⁴¹, L. Dudko, A. Ershov, A. Gribushin, V. Klyukhin, O. Kodolova, I. Lokhtin, I. Miagkov, S. Obraztsov, S. Petrushanko, V. Savrin, A. Snigirev

Novosibirsk State University (NSU), Novosibirsk, Russia

V. Blinov⁴², Y. Skovpen⁴², D. Shtol⁴²

State Research Center of Russian Federation, Institute for High Energy Physics, Protvino, Russia

I. Azhgirey, I. Bayshev, S. Bitioukov, D. Elumakhov, V. Kachanov, A. Kalinin, D. Konstantinov, V. Krychkin, V. Petrov, R. Ryutin, A. Sobol, S. Troshin, N. Tyurin, A. Uzunian, A. Volkov

Faculty of Physics and Vinca Institute of Nuclear Sciences, University of Belgrade, Belgrade, Serbia

P. Adzic⁴³, P. Cirkovic, D. Devetak, M. Dordevic, J. Milosevic, V. Rekoivic

Centro de Investigaciones Energéticas Medioambientales y Tecnológicas (CIEMAT), Madrid, Spain

J. Alcaraz Maestre, M. Barrio Luna, E. Calvo, M. Cerrada, M. Chamizo Llatas, N. Colino, B. De La Cruz, A. Delgado Peris, A. Escalante Del Valle, C. Fernandez Bedoya, J. P. Fernández Ramos, J. Flix, M. C. Fouz, P. Garcia-Abia, O. Gonzalez Lopez, S. Goy Lopez, J. M. Hernandez, M. I. Josa, E. Navarro De Martino, A. Pérez-Calero Yzquierdo, J. Puerta Pelayo, A. Quintario Olmeda, I. Redondo, L. Romero, M. S. Soares

Universidad Autónoma de Madrid, Madrid, Spain

J. F. de Trocóniz, M. Missiroli, D. Moran

Universidad de Oviedo, Oviedo, Spain

J. Cuevas, C. Erice, J. Fernandez Menendez, I. Gonzalez Caballero, J. R. González Fernández, E. Palencia Cortezon, S. Sanchez Cruz, I. Suárez Andrés, P. Vischia, J. M. Vizán García

Instituto de Física de Cantabria (IFCA), CSIC-Universidad de Cantabria, Santander, Spain

I. J. Cabrillo, A. Calderon, E. Curras, M. Fernandez, J. Garcia-Ferrero, G. Gomez, A. Lopez Virto, J. Marco, C. Martinez Rivero, F. Matorras, J. Piedra Gomez, T. Rodrigo, A. Ruiz-Jimeno, L. Scodellaro, N. Trevisani, I. Vila, R. Vilar Cortabitarte

CERN, European Organization for Nuclear Research, Geneva, Switzerland

D. Abbaneo, E. Auffray, G. Auzinger, P. Baillon, A. H. Ball, D. Barney, P. Bloch, A. Bocci, C. Botta, T. Camporesi, R. Castello, M. Cepeda, G. Cerminara, Y. Chen, A. Cimmino, D. d'Enterria, A. Dabrowski, V. Daponte, A. David, M. De Gruttola, A. De Roeck, E. Di Marco⁴⁴, M. Dobson, B. Dorney, T. du Pree, D. Duggan, M. Dünser, N. Dupont, A. Elliott-Peisert, P. Everaerts, S. Fartoukh, G. Franzoni, J. Fulcher, W. Funk, D. Gigi, K. Gill, M. Girone, F. Glege, D. Gulhan, S. Gundacker, M. Guthoff, P. Harris, J. Hegeman, V. Innocente, P. Janot, J. Kieseler, H. Kirschenmann, V. Knünz, A. Kornmayer¹⁶, M. J. Kortelainen, M. Krammer¹, C. Lange, P. Lecoq, C. Lourenço, M. T. Lucchini, L. Malgeri, M. Mannelli, A. Martelli, F. Meijers, J. A. Merlin, S. Mersi, E. Meschi, P. Milenov⁴⁵, F. Moortgat, S. Morovic, M. Mulders, H. Neugebauer, S. Orfanelli, L. Orsini, L. Pape, E. Perez, M. Peruzzi, A. Petrilli, G. Petrucciani, A. Pfeiffer, M. Pierini, A. Racz, T. Reis, G. Rolandi⁴⁶, M. Rovere, H. Sakulin, J. B. Sauvan, C. Schäfer, C. Schwick, M. Seidel, A. Sharma, P. Silva, P. Sphicas⁴⁷, J. Steggemann, M. Stoye, Y. Takahashi, M. Tosi, D. Treille, A. Triossi, A. Tsiros, V. Veckalns⁴⁸, G. I. Veres²¹, M. Verweij, N. Wardle, H. K. Wöhri, A. Zagodzinska³⁵, W. D. Zeuner

Paul Scherrer Institut, Villigen, Switzerland

W. Bertl, K. Deiters, W. Erdmann, R. Horisberger, Q. Ingram, H. C. Kaestli, D. Kotlinski, U. Langenegger, T. Rohe, S. A. Wiederkehr

Institute for Particle Physics, ETH Zurich, Zurich, Switzerland

F. Bachmair, L. Bäni, L. Bianchini, B. Casal, G. Dissertori, M. Dittmar, M. Donegà, C. Grab, C. Heidegger, D. Hits, J. Hoss, G. Kasieczka, W. Lustermann, B. Mangano, M. Marionneau, P. Martinez Ruiz del Arbol, M. Masciovecchio, M. T. Meinhard, D. Meister, F. Micheli, P. Musella, F. Nessi-Tedaldi, F. Pandolfi, J. Pata, F. Pauss, G. Perrin, L. Perrozzini, M. Quittnat, M. Rossini, M. Schönberger, A. Starodumov⁴⁹, V. R. Tavolaro, K. Theofilatos, R. Wallny

Universität Zürich, Zurich, Switzerland

T. K. Aarrestad, C. Amsler⁵⁰, L. Caminada, M. F. Canelli, A. De Cosa, S. Donato, C. Galloni, A. Hinzmann, T. Hreus, B. Kilminster, J. Ngadiuba, D. Pinna, G. Rauco, P. Robmann, D. Salerno, C. Seitz, Y. Yang, A. Zucchetta

National Central University, Chung-Li, Taiwan

V. Candelise, T. H. Doan, Sh. Jain, R. Khurana, M. Konyushikhin, C. M. Kuo, W. Lin, A. Pozdnyakov, S. S. Yu

National Taiwan University (NTU), Taipei, Taiwan

Arun Kumar, P. Chang, Y. H. Chang, Y. Chao, K. F. Chen, P. H. Chen, F. Fiori, W.-S. Hou, Y. Hsiung, Y. F. Liu, R.-S. Lu, M. Miñano Moya, E. Paganis, A. Psallidas, J. f. Tsai

Department of Physics, Faculty of Science, Chulalongkorn University, Bangkok, Thailand

B. Asavapibhop, G. Singh, N. Srimanobhas, N. Suwonjandee

Physics Department, Science and Art Faculty, Cukurova University, Adana, Turkey

A. Adiguzel, M. N. Bakirci⁵¹, F. Boran, S. Cerci⁵², S. Damarseckin, Z. S. Demiroglu, C. Dozen, I. Dumanoglu, S. Girgis, G. Gokbulut, Y. Guler, I. Hos⁵³, E. E. Kangal⁵⁴, O. Kara, A. Kayis Topaksu, U. Kiminsu, M. Oglakci, G. Onengut⁵⁵, K. Ozdemir⁵⁶, B. Tali⁵², S. Turkcapar, I. S. Zorbakir, C. Zorbilmez

Physics Department, Middle East Technical University, Ankara, Turkey

B. Bilin, S. Bilmis, B. Isildak⁵⁷, G. Karapinar⁵⁸, M. Yalvac, M. Zeyrek

Bogazici University, Istanbul, Turkey

E. Gülmez, M. Kaya⁵⁹, O. Kaya⁶⁰, E. A. Yetkin⁶¹, T. Yetkin⁶²

Istanbul Technical University, Istanbul, Turkey

A. Cakir, K. Cankocak, S. Sen⁶³

Institute for Scintillation Materials of National Academy of Science of Ukraine, Kharkov, Ukraine

B. Grynyov

National Scientific Center, Kharkov Institute of Physics and Technology, Kharkov, Ukraine

L. Levchuk, P. Sorokin

University of Bristol, Bristol, UK

R. Aggleton, F. Ball, L. Beck, J. J. Brooke, D. Burns, E. Clement, D. Cussans, H. Flacher, J. Goldstein, M. Grimes, G. P. Heath, H. F. Heath, J. Jacob, L. Kreczko, C. Lucas, D. M. Newbold⁶⁴, S. Paramesvaran, A. Poll, T. Sakuma, S. Seif El Nasr-storey, D. Smith, V. J. Smith

Rutherford Appleton Laboratory, Didcot, UK

K. W. Bell, A. Belyaev⁶⁵, C. Brew, R. M. Brown, L. Calligaris, D. Cieri, D. J. A. Cockerill, J. A. Coughlan, K. Harder, S. Harper, E. Olaiya, D. Petyt, C. H. Shepherd-Themistocleous, A. Thea, I. R. Tomalin, T. Williams

Imperial College, London, UK

M. Baber, R. Bainbridge, O. Buchmuller, A. Bundock, S. Casasso, M. Citron, D. Colling, L. Corpe, P. Dauncey, G. Davies, A. De Wit, M. Della Negra, R. Di Maria, P. Dunne, A. Elwood, D. Futyan, Y. Haddad, G. Hall, G. Iles, T. James, R. Lane, C. Laner, L. Lyons, A.-M. Magnan, S. Malik, L. Mastrolorenzo, J. Nash, A. Nikitenko⁴⁹, J. Pela, B. Penning, M. Pesaresi, D. M. Raymond, A. Richards, A. Rose, E. Scott, C. Seez, S. Summers, A. Tapper, K. Uchida, M. Vazquez Acosta⁶⁶, T. Virdee¹⁶, J. Wright, S. C. Zenz

Brunel University, Uxbridge, UK

J. E. Cole, P. R. Hobson, A. Khan, P. Kyberd, I. D. Reid, P. Symonds, L. Teodorescu, M. Turner

Baylor University, Waco, USA

A. Borzou, K. Call, J. Dittmann, K. Hatakeyama, H. Liu, N. Pastika

Catholic University of America, Washington, USA

R. Bartek, A. Dominguez

The University of Alabama, Tuscaloosa, USA

A. Buccilli, S. I. Cooper, C. Henderson, P. Rumerio, C. West

Boston University, Boston, USA

D. Arcaro, A. Avetisyan, T. Bose, D. Gastler, D. Rankin, C. Richardson, J. Rohlf, L. Sulak, D. Zou

Brown University, Providence, USA

G. Benelli, D. Cutts, A. Garabedian, J. Hakala, U. Heintz, J. M. Hogan, O. Jesus, K. H. M. Kwok, E. Laird, G. Landsberg, Z. Mao, M. Narain, S. Piperov, S. Sagir, E. Spencer, R. Syarif

University of California, Davis, Davis, USA

R. Breedon, D. Burns, M. Calderon De La Sanchez, S. Chauhan, M. Chertok, J. Conway, R. Conway, P. T. Cox, R. Erbacher, C. Flores, G. Funk, M. Gardner, W. Ko, R. Lander, C. Mclean, M. Mulhearn, D. Pellett, J. Pilot, S. Shalhout, M. Shi, J. Smith, M. Squires, D. Stolp, K. Tos, M. Tripathi

University of California, Los Angeles, USA

M. Bachtis, C. Bravo, R. Cousins, A. Dasgupta, A. Florent, J. Hauser, M. Ignatenko, N. Mccoll, D. Saltzberg, C. Schnaible, V. Valuev, M. Weber

University of California, Riverside, Riverside, USA

E. Bouvier, K. Burt, R. Clare, J. Ellison, J. W. Gary, S. M. A. Ghiasi Shirazi, G. Hanson, J. Heilman, P. Jandir, E. Kennedy, F. Lacroix, O. R. Long, M. Olmedo Negrete, M. I. Paneva, A. Shrinivas, W. Si, H. Wei, S. Wimpenny, B. R. Yates

University of California, San Diego, La Jolla, USA

J. G. Branson, G. B. Cerati, S. Cittolin, M. Derdzinski, R. Gerosa, A. Holzner, D. Klein, V. Krutelyov, J. Letts, I. Macneill, D. Olivito, S. Padhi, M. Pieri, M. Sani, V. Sharma, S. Simon, M. Tadel, A. Vartak, S. Wasserbaech⁶⁷, C. Welke, J. Wood, F. Würthwein, A. Yagil, G. Zevi Della Porta

Department of Physics, University of California, Santa Barbara, USA

N. Amin, R. Bhandari, J. Bradmiller-Feld, C. Campagnari, A. Dishaw, V. Dutta, M. Franco Sevilla, C. George, F. Golf, L. Gouskos, J. Gran, R. Heller, J. Incandela, S. D. Mullin, A. Ovcharova, H. Qu, J. Richman, D. Stuart, I. Suarez, J. Yoo

California Institute of Technology, Pasadena, USA

D. Anderson, J. Bendavid, A. Bornheim, J. Bunn, J. Duarte, J. M. Lawhorn, A. Mott, H. B. Newman, C. Pena, M. Spiropulu, J. R. Vlimant, S. Xie, R. Y. Zhu

Carnegie Mellon University, Pittsburgh, USA

M. B. Andrews, T. Ferguson, M. Paulini, J. Russ, M. Sun, H. Vogel, I. Vorobiev, M. Weinberg

University of Colorado Boulder, Boulder, USA

J. P. Cumalat, W. T. Ford, F. Jensen, A. Johnson, M. Krohn, S. Leontsinis, T. Mulholland, K. Stenson, S. R. Wagner

Cornell University, Ithaca, USA

J. Alexander, J. Chaves, J. Chu, S. Dittmer, K. McDermott, N. Mirman, J. R. Patterson, A. Rinkevicius, A. Ryd, L. Skinnari, L. Soffi, S. M. Tan, Z. Tao, J. Thom, J. Tucker, P. Wittich, M. Zientek

Fairfield University, Fairfield, USA

D. Winn

Fermi National Accelerator Laboratory, Batavia, USA

S. Abdullin, M. Albrow, G. Apollinari, A. Apresyan, S. Banerjee, L. A. T. Bauerdick, A. Beretvas, J. Berryhill, P. C. Bhat, G. Bolla, K. Burkett, J. N. Butler, H. W. K. Cheung, F. Chlebana, S. Cihangir[†], M. Cremonesi, V. D. Elvira, I. Fisk, J. Freeman, E. Gottschalk, L. Gray, D. Green, S. Grünendahl, O. Gutsche, D. Hare, R. M. Harris, S. Hasegawa, J. Hirschauer, Z. Hu, B. Jayatilaka, S. Jindariani, M. Johnson, U. Joshi, B. Klima, B. Kreis, S. Lammel, J. Linacre, D. Lincoln, R. Lipton, M. Liu, T. Liu, R. Lopes De Sá, J. Lykken, K. Maeshima, N. Magini, J. M. Marraffino, S. Maruyama, D. Mason, P. McBride, P. Merkel, S. Mrenna, S. Nahn, V. O'Dell, K. Pedro, O. Prokofyev, G. Rakness, L. Ristori, E. Sexton-Kennedy, A. Soha, W. J. Spalding, L. Spiegel, S. Stoynev, J. Strait, N. Strobbe, L. Taylor, S. Tkaczyk, N. V. Tran, L. Uplegger, E. W. Vaandering, C. Vernieri, M. Verzocchi, R. Vidal, M. Wang, H. A. Weber, A. Whitbeck, Y. Wu

University of Florida, Gainesville, USA

D. Acosta, P. Avery, P. Bortignon, D. Bourilkov, A. Brinkerhoff, A. Carnes, M. Carver, D. Curry, S. Das, R. D. Field, I. K. Furic, J. Konigsberg, A. Korytov, J. F. Low, P. Ma, K. Matchev, H. Mei, G. Mitselmakher, D. Rank, L. Shchutska, D. Sperka, L. Thomas, J. Wang, S. Wang, J. Yelton

Florida International University, Miami, USA

S. Linn, P. Markowitz, G. Martinez, J. L. Rodriguez

Florida State University, Tallahassee, USA

A. Ackert, T. Adams, A. Askew, S. Bein, S. Hagopian, V. Hagopian, K. F. Johnson, T. Kolberg, T. Perry, H. Prosper, A. Santra, R. Yohay

Florida Institute of Technology, Melbourne, USA

M. M. Baarmand, V. Bhopatkar, S. Colafranceschi, M. Hohlmann, D. Noonan, T. Roy, F. Yumiceva

University of Illinois at Chicago (UIC), Chicago, USA

M. R. Adams, L. Apanasevich, D. Berry, R. R. Betts, R. Cavanaugh, X. Chen, O. Evdokimov, C. E. Gerber, D. A. Hangal, D. J. Hofman, K. Jung, J. Kamin, I. D. Sandoval Gonzalez, H. Trauger, N. Varelas, H. Wang, Z. Wu, J. Zhang

The University of Iowa, Iowa City, USA

B. Bilki⁶⁸, W. Clarida, K. Dilsiz, S. Durgut, R. P. Gandrajula, M. Haytmyradov, V. Khristenko, J.-P. Merlo, H. Mermerkaya⁶⁹, A. Mestvirishvili, A. Moeller, J. Nachtman, H. Ogul, Y. Onel, F. Ozok⁷⁰, A. Penzo, C. Snyder, E. Tiras, J. Wetzel, K. Yi

Johns Hopkins University, Baltimore, USA

B. Blumenfeld, A. Cocoros, N. Eminizer, D. Fehling, L. Feng, A. V. Gritsan, P. Maksimovic, J. Roskes, U. Sarica, M. Swartz, M. Xiao, C. You

The University of Kansas, Lawrence, USA

A. Al-bataineh, P. Baringer, A. Bean, S. Boren, J. Bowen, J. Castle, L. Forthomme, S. Khalil, A. Kropivnitskaya, D. Majumder, W. Mcbrayer, M. Murray, S. Sanders, R. Stringer, J. D. Tapia Takaki, Q. Wang

Kansas State University, Manhattan, USA

A. Ivanov, K. Kaadze, Y. Maravin, A. Mohammadi, L. K. Saini, N. Skhirtladze, S. Toda

Lawrence Livermore National Laboratory, Livermore, USA

F. Rebasoo, D. Wright

University of Maryland, College Park, USA

C. Anelli, A. Baden, O. Baron, A. Belloni, B. Calvert, S. C. Eno, C. Ferraioli, J. A. Gomez, N. J. Hadley, S. Jabeen, G. Y. Jeng, R. G. Kellogg, J. Kunkle, A. C. Mignerey, F. Ricci-Tam, Y. H. Shin, A. Skuja, M. B. Tonjes, S. C. Tonwar

Massachusetts Institute of Technology, Cambridge, USA

D. Abercrombie, B. Allen, A. Apyan, V. Azzolini, R. Barbieri, A. Baty, R. Bi, K. Bierwagen, S. Brandt, W. Busza, I. A. Cali, M. D'Alfonso, Z. Demiragli, G. Gomez Ceballos, M. Goncharov, D. Hsu, Y. Iiyama, G. M. Innocenti, M. Klute, D. Kovalskyi, K. Krajczar, Y. S. Lai, Y.-J. Lee, A. Levin, P. D. Luckey, B. Maier, A. C. Marini, C. McGinn, C. Mironov, S. Narayanan, X. Niu, C. Paus, C. Roland, G. Roland, J. Salfeld-Nebgen, G. S. F. Stephans, K. Tatar, D. Velicanu, J. Wang, T. W. Wang, B. Wyslouch

University of Minnesota, Minneapolis, USA

A. C. Benvenuti, R. M. Chatterjee, A. Evans, P. Hansen, S. Kalafut, S. C. Kao, Y. Kubota, Z. Lesko, J. Mans, S. Nourbakhsh, N. Ruckstuhl, R. Rusack, N. Tambe, J. Turkewitz

University of Mississippi, Oxford, USA

J. G. Acosta, S. Oliveros

University of Nebraska-Lincoln, Lincoln, USA

E. Avdeeva, K. Bloom, D. R. Claes, C. Fangmeier, R. Gonzalez Suarez, R. Kamalieddin, I. Kravchenko, A. Malta Rodrigues, J. Monroy, J. E. Siado, G. R. Snow, B. Stieger

State University of New York, Buffalo, USA

M. Alyari, J. Dolen, A. Godshalk, C. Harrington, I. Iashvili, J. Kaisen, D. Nguyen, A. Parker, S. Rappoccio, B. Roobahani

Northeastern University, Boston, USA

G. Alverson, E. Barberis, A. Hortiangtham, A. Massironi, D. M. Morse, D. Nash, T. Orimoto, R. Teixeira De Lima, D. Trocino, R.-J. Wang, D. Wood

Northwestern University, Evanston, USA

S. Bhattacharya, O. Charaf, K. A. Hahn, N. Mucia, N. Odell, B. Pollack, M. H. Schmitt, K. Sung, M. Trovato, M. Velasco

University of Notre Dame, Notre Dame, USA

N. Dev, M. Hildreth, K. Hurtado Anampa, C. Jessop, D. J. Karmgard, N. Kellams, K. Lannon, N. Marinelli, F. Meng, C. Mueller, Y. Musienko³⁶, M. Planer, A. Reinsvold, R. Ruchti, N. Rupprecht, G. Smith, S. Taroni, M. Wayne, M. Wolf, A. Woodard

The Ohio State University, Columbus, USA

J. Alimena, L. Antonelli, B. Bylsma, L. S. Durkin, S. Flowers, B. Francis, A. Hart, C. Hill, W. Ji, B. Liu, W. Luo, D. Puigh, B. L. Winer, H. W. Wulsin

Princeton University, Princeton, USA

S. Cooperstein, O. Driga, P. Elmer, J. Hardenbrook, P. Hebda, D. Lange, J. Luo, D. Marlow, T. Medvedeva, K. Mei, I. Ojalvo, J. Olsen, C. Palmer, P. Piroué, D. Stickland, A. Svyatkovskiy, C. Tully

University of Puerto Rico, Mayaguez, USA

S. Malik

Purdue University, West Lafayette, USA

A. Barker, V. E. Barnes, S. Folgueras, L. Gutay, M. K. Jha, M. Jones, A. W. Jung, A. Khatiwada, D. H. Miller, N. Neumeister, J. F. Schulte, X. Shi, J. Sun, F. Wang, W. Xie

Purdue University Northwest, Hammond, USA

N. Parashar, J. Stupak

Rice University, Houston, USA

A. Adair, B. Akgun, Z. Chen, K. M. Ecklund, F. J. M. Geurts, M. Guilbaud, W. Li, B. Michlin, M. Northup, B. P. Padley, J. Roberts, J. Rorie, Z. Tu, J. Zabel

University of Rochester, Rochester, USA

B. Betchart, A. Bodek, P. de Barbaro, R. Demina, Y. t. Duh, T. Ferbel, M. Galanti, A. Garcia-Bellido, J. Han, O. Hindrichs, A. Khukhunaishvili, K. H. Lo, P. Tan, M. Verzetti

Rutgers, The State University of New Jersey, Piscataway, USA

A. Agapitos, J. P. Chou, Y. Gershtein, T. A. Gómez Espinosa, E. Halkiadakis, M. Heindl, E. Hughes, S. Kaplan, R. Kunnawalkam Elayavalli, S. Kyriacou, A. Lath, R. Montalvo, K. Nash, M. Osherson, H. Saka, S. Salur, S. Schnetzer, D. Sheffield, S. Somalwar, R. Stone, S. Thomas, P. Thomassen, M. Walker

University of Tennessee, Knoxville, USA

A. G. Delannoy, M. Foerster, J. Heideman, G. Riley, K. Rose, S. Spanier, K. Thapa

Texas A&M University, College Station, USA

O. Bouhali⁷¹, A. Celik, M. Dalchenko, M. De Mattia, A. Delgado, S. Dildick, R. Eusebi, J. Gilmore, T. Huang, E. Juska, T. Kamon⁷², R. Mueller, Y. Pakhotin, R. Patel, A. Perloff, L. Perniè, D. Rathjens, A. Safonov, A. Tatarinov, K. A. Ulmer

Texas Tech University, Lubbock, USA

N. Akchurin, J. Damgov, F. De Guio, C. Dragoiu, P. R. Duderu, J. Faulkner, E. Gurpinar, S. Kunori, K. Lamichhane, S. W. Lee, T. Libeiro, T. Peltola, S. Undleeb, I. Volobouev, Z. Wang

Vanderbilt University, Nashville, USA

S. Greene, A. Gurrola, R. Janjam, W. Johns, C. Maguire, A. Melo, H. Ni, P. Sheldon, S. Tuo, J. Velkovska, Q. Xu

University of Virginia, Charlottesville, USA

M. W. Arenton, P. Barria, B. Cox, R. Hirosky, A. Ledovsky, H. Li, C. Neu, T. Sinthuprasith, X. Sun, Y. Wang, E. Wolfe, F. Xia

Wayne State University, Detroit, USA

C. Clarke, R. Harr, P. E. Karchin, J. Sturdy, S. Zaleski

University of Wisconsin-Madison, Madison, WI, USA

D. A. Belknap, J. Buchanan, C. Caillol, S. Dasu, L. Dodd, S. Duric, B. Gomber, M. Grothe, M. Herndon, A. Hervé, U. Hussain, P. Klabbbers, A. Lanaro, A. Levine, K. Long, R. Loveless, G. A. Pierro, G. Polese, T. Ruggles, A. Savin, N. Smith, W. H. Smith, D. Taylor, N. Woods

† **Deceased**

- 1: Also at Vienna University of Technology, Vienna, Austria
- 2: Also at State Key Laboratory of Nuclear Physics and Technology, Peking University, Beijing, China
- 3: Also at Universidade Estadual de Campinas, Campinas, Brazil
- 4: Also at Universidade Federal de Pelotas, Pelotas, Brazil
- 5: Also at Université Libre de Bruxelles, Bruxelles, Belgium
- 6: Also at Universidad de Antioquia, Medellin, Colombia
- 7: Also at Joint Institute for Nuclear Research, Dubna, Russia
- 8: Also at Helwan University, Cairo, Egypt
- 9: Now at Zewail City of Science and Technology, Zewail, Egypt
- 10: Now at Fayoum University, El-Fayoum, Egypt
- 11: Also at British University in Egypt, Cairo, Egypt
- 12: Now at Ain Shams University, Cairo, Egypt

- 13: Also at Université de Haute Alsace, Mulhouse, France
- 14: Also at Skobeltsyn Institute of Nuclear Physics, Lomonosov Moscow State University, Moscow, Russia
- 15: Also at Tbilisi State University, Tbilisi, Georgia
- 16: Also at CERN, European Organization for Nuclear Research, Geneva, Switzerland
- 17: Also at RWTH Aachen University, III. Physikalisches Institut A, Aachen, Germany
- 18: Also at University of Hamburg, Hamburg, Germany
- 19: Also at Brandenburg University of Technology, Cottbus, Germany
- 20: Also at Institute of Nuclear Research ATOMKI, Debrecen, Hungary
- 21: Also at MTA-ELTE Lendület CMS Particle and Nuclear Physics Group, Eötvös Loránd University, Budapest, Hungary
- 22: Also at Institute of Physics, University of Debrecen, Debrecen, Hungary
- 23: Also at Indian Institute of Technology Bhubaneswar, Bhubaneswar, India
- 24: Also at University of Visva-Bharati, Santiniketan, India
- 25: Also at Institute of Physics, Bhubaneswar, India
- 26: Also at University of Ruhuna, Matara, Sri Lanka
- 27: Also at Isfahan University of Technology, Isfahan, Iran
- 28: Also at Yazd University, Yazd, Iran
- 29: Also at Plasma Physics Research Center, Science and Research Branch, Islamic Azad University, Tehran, Iran
- 30: Also at Università degli Studi di Siena, Siena, Italy
- 31: Also at Purdue University, West Lafayette, USA
- 32: Also at International Islamic University of Malaysia, Kuala Lumpur, Malaysia
- 33: Also at Malaysian Nuclear Agency, MOSTI, Kajang, Malaysia
- 34: Also at Consejo Nacional de Ciencia y Tecnología, Mexico city, Mexico
- 35: Also at Warsaw University of Technology, Institute of Electronic Systems, Warsaw, Poland
- 36: Also at Institute for Nuclear Research, Moscow, Russia
- 37: Now at National Research Nuclear University 'Moscow Engineering Physics Institute' (MEPhI), Moscow, Russia
- 38: Also at St. Petersburg State Polytechnical University, St. Petersburg, Russia
- 39: Also at University of Florida, Gainesville, USA
- 40: Also at P.N. Lebedev Physical Institute, Moscow, Russia
- 41: Also at California Institute of Technology, Pasadena, USA
- 42: Also at Budker Institute of Nuclear Physics, Novosibirsk, Russia
- 43: Also at Faculty of Physics, University of Belgrade, Belgrade, Serbia
- 44: Also at INFN Sezione di Roma; Sapienza Università di Roma, Rome, Italy
- 45: Also at University of Belgrade, Faculty of Physics and Vinca Institute of Nuclear Sciences, Belgrade, Serbia
- 46: Also at Scuola Normale e Sezione dell'INFN, Pisa, Italy
- 47: Also at National and Kapodistrian University of Athens, Athens, Greece
- 48: Also at Riga Technical University, Riga, Latvia
- 49: Also at Institute for Theoretical and Experimental Physics, Moscow, Russia
- 50: Also at Albert Einstein Center for Fundamental Physics, Bern, Switzerland
- 51: Also at Gaziosmanpasa University, Tokat, Turkey
- 52: Also at Adiyaman University, Adiyaman, Turkey
- 53: Also at Istanbul Aydin University, Istanbul, Turkey
- 54: Also at Mersin University, Mersin, Turkey
- 55: Also at Cag University, Mersin, Turkey
- 56: Also at Piri Reis University, Istanbul, Turkey
- 57: Also at Ozyegin University, Istanbul, Turkey
- 58: Also at Izmir Institute of Technology, Izmir, Turkey
- 59: Also at Marmara University, Istanbul, Turkey
- 60: Also at Kafkas University, Kars, Turkey
- 61: Also at Istanbul Bilgi University, Istanbul, Turkey
- 62: Also at Yildiz Technical University, Istanbul, Turkey
- 63: Also at Hacettepe University, Ankara, Turkey
- 64: Also at Rutherford Appleton Laboratory, Didcot, UK
- 65: Also at School of Physics and Astronomy, University of Southampton, Southampton, UK

- 66: Also at Instituto de Astrofísica de Canarias, La Laguna, Spain
67: Also at Utah Valley University, Orem, USA
68: Also at BEYKENT UNIVERSITY, Istanbul, Turkey
69: Also at Erzincan University, Erzincan, Turkey
70: Also at Mimar Sinan University, Istanbul, Istanbul, Turkey
71: Also at Texas A&M University at Qatar, Doha, Qatar
72: Also at Kyungpook National University, Daegu, Korea