

UNIVERSIDADE ESTADUAL DE CAMPINAS
SISTEMA DE BIBLIOTECAS DA UNICAMP
REPOSITÓRIO DA PRODUÇÃO CIENTÍFICA E INTELECTUAL DA UNICAMP

Versão do arquivo anexado / Version of attached file:

Versão do Editor / Published Version

Mais informações no site da editora / Further information on publisher's website:

<https://www.nature.com/articles/s41598-021-90394-1>

DOI: 10.1038/s41598-021-90394-1

Direitos autorais / Publisher's copyright statement:

©2021 by Scientific reports. All rights reserved.

DIRETORIA DE TRATAMENTO DA INFORMAÇÃO

Cidade Universitária Zeferino Vaz Barão Geraldo

CEP 13083-970 – Campinas SP

Fone: (19) 3521-6493

<http://www.repositorio.unicamp.br>



OPEN

Complex network model indicates a positive effect of inspiratory muscles pre-activation on performance parameters in a judo match

Carolina Cirino¹, Claudio A. Gobatto¹, Allan S. Pinto¹, Ricardo S. Torres², Charlini S. Hartz³, Paulo H. S. M. Azevedo⁴, Marlene A. Moreno³ & Fúlvia B. Manchado-Gobatto^{1✉}

This study investigated the effects of inspiratory muscle pre-activation (IM_{PA}) on the interactions among the technical-tactical, physical, physiological, and psychophysiological parameters in a simulated judo match, based on the centrality metrics by complex network model. Ten male athletes performed 4 experimental sessions. Firstly, anthropometric measurements, maximal inspiratory pressure (MIP) and global strenght of the inspiratory muscles were determined. In the following days, all athletes performed four-minute video-recorded judo matches, under three conditions: without IM_{PA} (CON), after IM_{PA} at 15% (IM_{PA15}), and at 40% (IM_{PA40}) of MIP using an exerciser device. Blood lactate, heart rate and rating of perceived exertion were monitored, and the technical-tactical parameters during the match were related to offensive actions and the time-motion. Based on the complex network, graphs were constructed for each scenario (CON, IM_{PA15} , and IM_{PA40}) to investigate the Degree and Pagerank centrality metrics. IM_{PA40} increased the connectivity of the physical and technical-tactical parameters in complex network and highlighted the combat frequency and average combat time in top-five ranked nodes. IM_{PA15} also favoured the interactions among the psychophysiological, physical, and physiological parameters. Our results suggest the positive effects of the IM_{PA} , indicating this strategy to prepare the organism (IM_{PA15}) and to improve performance (IM_{PA40}) in judo match.

Inspiratory training has been shown to improve sports performance^{1–4}. The muscle pre-activation, which promotes post-activation potentiation, corresponds to a previously performed muscle activity that contributes to potentiate performance in the main activity^{5,6}. In the same way, the inspiratory muscles warm-up, here called inspiratory muscles pre-activation (IM_{PA}), showed positive effects to improve maximal inspiratory pressure (MIP)^{7–13} and sports performance in rowing⁸, badminton⁹, intermittent running¹¹, swimming¹⁴, anaerobic test¹⁵, and long-distance running¹⁶. However, some investigations have not identified the same effect for ventilatory and metabolic responses^{8,9,12,14,16–19}, except for tissue saturation index of active muscles¹⁸, respiratory rate²⁰, and perception of dyspnea¹⁶. Generally, IM_{PA} is composed by inspiratory efforts performed on a respiratory exerciser device with an intensity determined by the percentage of the individual's MIP^{7–16}.

Modalities such as judo, with higher request on the upper limbs present high and double mechanical demand on inspiratory muscles²¹ and can favour the induction of fatigue in these muscles^{22–24}, activating the metaboreflex²⁵. The IM_{PA} can be a resource to optimize performance during the judo match since the constants imbalances of offensive and defensive actions in different positions and directions^{26,27} can activate inspiratory muscles for ventilation mechanics and trunk stabilization^{28,29}. The use of this strategy can potentiate the action of the inspiratory muscles in the control of the trunk, improving the quality of the movements of the applied

¹Laboratory of Applied Sport Physiology, School of Applied Sciences, University of Campinas, 1300 Pedro Zaccaria St, Limeira, Sao Paulo 13484-350, Brazil. ²Department of ICT and Natural Sciences, Norwegian University of Science and Technology, Ålesund, Norway. ³Postgraduate Program in Human Movement Sciences, Methodist University of Piracicaba, Piracicaba, Sao Paulo, Brazil. ⁴Department of Human Movement Sciences, Federal University of São Paulo, São Paulo, Brazil. ✉email: fgobatto@unicamp.br

Athletes' profile	
Age (years)	22 ± 1
Judo practice time (years)	15 ± 2
Graduation in judo	8 black belts, 2 brown belts
Anthropometric characteristics and body composition	
Height (cm)	176.2 ± 2.0
Wingspan (cm)	179.7 ± 2.5
Body mass (kg)	77.8 ± 3.7
Fat mass** (%)	10.7 ± 1.1
Transverse thoracic diameter (mm)	30.2 ± 0.7
Anteroposterior thoracic diameter (mm)	21.6 ± 0.4
Neck circumference (cm)	38.7 ± 0.6
Arm circumference flexed (cm)	35.8 ± 0.9
Thorax circumference (cm)	95.8 ± 1.9
Waist circumference (cm)	80.7 ± 2.3
Abdominal circumference (cm)	82.3 ± 2.2
Hip circumference (cm)	98.8 ± 2.0
Thigh circumference (cm)	55.7 ± 1.4
Inspiratory measures	
MIP (cmH ₂ O)	157.0 ± 6.1
Peak values S-index (cmH ₂ O)	121.8 ± 5.0
Average values S-index (cmH ₂ O)	106.9 ± 8.1
Peak values PIF (L/s)	6.8 ± 0.3
Average values PIF (L/s)	6.0 ± 0.4
Peak values volume (L)	3.4 ± 0.2
Average values volume (L)	2.9 ± 0.3

Table 1. Athletes' profile, anthropometric characteristics and body composition and inspiratory measure of the participants. **7 Skinfolts³⁶. Results are expressed as mean values ± SEM. MIP muscle inspiratory pressure, PIF peak inspiratory flow.

techniques and influencing the result of the score during the combat³⁰. Merola et al.³¹ applied the high-intensity IM_{PA} before a specific test for judo with projection techniques (*Special Judo Fitness Test*). Even though that study has not found positive results on test performance, the evidence suggests that inspiratory efforts applied using lower intensities before the exercise may demonstrate the benefits of this strategy.

In addition, the cause-effect analyses of traditional statistics seem insufficient to understand multifactorial responses to performance³², including in combat sports. The complex network can investigate the relationships between the performance parameters of athletes in different modalities^{33–35}. Sports science lacks studies on the interaction among technical-tactical parameters and physical and physiological aspects under the intervention of strategies to improve performance in combat sports. Therefore, this study aimed to investigate the effects of inspiratory muscle pre-activation on the interactions among technical-tactical, physical, physiological, and psychophysiological parameters in a simulated judo matches, based on the analysis of centrality measures for complex network models. Considering previous studies involving acute inspiratory load strategies and the judo characteristics, we hypothesize that IM_{PA} at 40% of MIP (IM_{PA}40) will be promote positive effects on the technical-tactical, physiological, and psychophysiological parameters of a simulated judo match. Additionally, the centrality measures obtained by complex network models will be able to identify the impact of the IM_{PA} on judo match, improving the interaction and connectivity among the technical-tactical, physical, physiological, and psychophysiological parameters, especially after the IM_{PA}40.

Methods

Subjects. Ten male judo athletes, medallists in official competitions (2018–2019) at state and national levels participated in the study. The athletes' profile is described in Table 1 (see “Results” section). The athletes mentioned no metabolic, cardiovascular, respiratory, or orthopaedic disease and no use of medications or drugs. All athletes were evaluated in the pre-competitive period and aware of sleep, food, and physical training conditions before each test.

Experimental design. Four assessment sessions were performed, separated by 24–48 h. In the first session, all subjects (n = 10) received information about the experimental design and signed the consent form. In addition, they performed the assessment of anthropometric and inspiratory measures, and familiarization with the equipment and protocols. The other sessions were performed, in random order, to evaluate the effects of inspiratory muscles pre-activation (IM_{PA}) previously to a judo match (Fig. 1). All subjects performed these sessions in three different conditions: (1) control protocol, in which the judo match was carried out without the

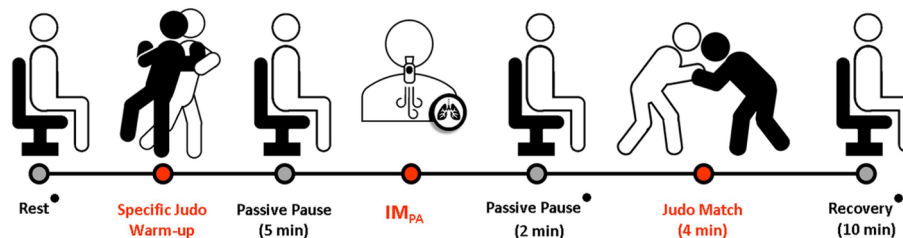


Figure 1. Timeline for the execution of the assessment sessions, considering the Inspiratory Muscles Pre-Activation (IM_{PA}) before a judo match and passive recovery. (filled circle) Physiological parameters collected at rest, pre and post combat, and recovery at each 2 min until 10 min.

IM_{PA} (CON); (2) judo match preceded by IM_{PA} using 15% of MIP ($IM_{PA}15$); (3) after IM_{PA} using 40% of MIP ($IM_{PA}40$). The participants performed a specific judo warm-up composed of mobility exercises for all joints (20 repetitions) and 2 sets of 20 techniques without projection (*Uchikomi*) on each side with 30 s of interval before each intervention, followed by 5 min of passive pause and application of the IM_{PA} protocol. After 2 min of passive pause, the athletes performed a judo match, followed by 10 min of recovery. In control protocol, the athletes completed only the specific judo warm-up and started the match immediately after the passive pause of 5 min. Information on the inspiratory loads and the possible effects of the protocols was omitted from the participants.

Inspiratory measures. The maximal inspiratory pressure (MIP) was obtained through the inspiratory effort initiated from the residual volume after maximum expiration³⁷. Participants remained seated and performed at least 5 maximum inspiration efforts with a 1-min interval³⁸, three acceptable and two reproducible (that is, a variation of values $\leq 10\%$). The efforts were sustained by at least 1 s to register the highest inspiratory pressure, considering the measure of greatest value. The analog manovacuometer (± 300 cmH₂O) (Ger-ar®, Brazil) was used for these measurements. After 30 min, the global strength of the inspiratory muscles (S-index) of the participant in the standing position was evaluated. The participants performed a sequence of 30 inspirations in an inspiratory muscle exerciser (POWERbreathe® K5 model, IMT Technologies Ltd., Birmingham, UK), with verbal encouragement to inspire greater air capacity³⁹. The average and maximum values of the global force (S-index), peak inspiratory flow (PIF) and volume measures were obtained using the Breathe-Link Version 1.1 software. All participants used a nose clip in both tests.

Inspiratory muscle pre-activation (IM_{PA}). According to previous studies that applied warm-up to inspiratory muscles^{7,9,13,14}, our protocols were conducted under three conditions. The control protocol was characterized by the judo match without IM_{PA} . On the other hand, in $IM_{PA}15$ and $IM_{PA}40$ sessions, the athletes were submitted to these acute strategies using loads equivalent to 15% and 40% of the MIP, respectively. The IM_{PA} interventions were performed with an inspiratory muscle exerciser POWERbreathe® K5 model (IMT Technologies Ltd., Birmingham, UK). During the procedure, the subjects remained in a standing position and performed 2 sets of 15 maximum inspirations (1-min interval between sets), maintaining the diaphragmatic inspiratory muscle pattern. All repetitions were monitored by the equipment's software.

Technical-tactical parameters. The simulated judo matches followed the official rules (2018–2020)³⁰. To guarantee the same conditions in all assessment sessions, the matches lasted 4 min, independent of the score achieved. The participants performed all matches with the same opponent of equivalent technical level (difference in body mass $< 10\%$)⁴⁰. The technical-tactical parameters were obtained by notational analysis from video-recorded. Offensive actions: number of attacks, number of scores (*Ippon and Wazari*) and penalties (*Shido*), for effectiveness ((number of scores/number of attacks) $\times 100$)⁴¹ and efficiency ((number of *Ippon* $\times 10$) + (number of *Wazari* $\times 7$) for 1 combat⁴². Time-motion: combat frequency, average combat time, average and total values of pause time, standing combat time and groundwork combat time; time between attacks and effort-pause ratio (ratio between the average combat time and the average pause time)^{27,43}.

Physiological and psychophysiological parameters. The physiological parameters of blood lactate [Lac] and heart rate (HR) were monitored at rest, pre- and post-combat, and at each 2 min until 10 min of recovery. Heart rate (bpm) was continuously recorded every second by a monitor (Polar® model V800, Finland). Blood samples (25 μ L) were extracted from the ear lobe with a heparinized capillary and deposited in microtubes (Eppendorf, 1.5 ml) containing 50 μ L of 1% sodium fluoride and frozen at -20 °C before reading lactate concentrations. The blood lactate concentrations were determined on a lactate analyser (YSI-2300-STAT-Plus™, Yellow Springs, OH, USA). The Rating of Perceived Exertion (RPE)⁴⁴ was applied as a psychophysiological parameter.

Complex networks analysis. The analyses of the interactions between the performance parameters of a judo match under IM_{PA} intervention were obtained from a complex network model, in each scenario (CON, $IM_{PA}15$, and $IM_{PA}40$). Each complex network was composed of set of undirected weighted graph $G = (V, E, w)$, where the 52 vertices V (nodes) correspond to the technical-tactical, physiological, and psychophysiological

parameters of the judo match and the common parameters to the three scenarios that consist of the characteristics anthropometric and body composition, sport profile and the inspiratory measures of athletes. The edges (E) represent the interactions mediated by the values of "r" statistically significant Spearman correlations ($p \leq 0.05$); and w is the weight function⁴⁵. The topology of the networks can be seen in Fig. 4. The centrality metrics of Degree and Pagerank were applied to the scenarios^{34,35,46}. The degree metric representing the number of edges of the node that connects to the other nodes. The influence of one node on the others in the network is highlighted by the Pagerank metric³⁵. Data processing for the elaboration of the complex network was performed using a specific algorithm in MATLAB environment. The analyses were obtained by software Gephi (0.9.2 version) implemented in the JAVA programming language applying the Fruchterman-Reingold layout⁴⁷ to construct the graphs.

Statistical analysis. The results are described as mean and standard error of the mean (SEM). Non-parametric statistics were adopted, since the normality of the data was not attested by the Shapiro–Wilk test. Homogeneity was verified by the Levene test. The Friedman test followed by the Bonferroni post-hoc test, were applied to compare the technical-tactical, physiological, and psychophysiological parameters in each intervention performed by all athletes (CON \times IM_{PA}15 \times IM_{PA}40). Comparisons of physiological and psychophysiological responses (before and after the judo match) were performed using the Friedman test for repeated measures, observing the effect of IM_{PA} and time. Spearman's correlation was used between all performance parameters for the elaboration of complex network models. The level of significance adopted was $p \leq 0.05$.

Ethics approval. This study was conducted in agreement within the ethical recommendations of the Declaration of Helsinki, and all experiments were approved by the Research Ethics Committee of The School of Medical Sciences (protocol number 16561019.2.0000.5404). Participants were only evaluated after having received information about the experimental procedures and risks and signing an informed consent form.

Results

Table 1 shows the athletes' profile, anthropometric characteristics, body composition, and inspiratory measurements (mean values \pm SEM).

Traditional analysis of technical-tactical parameters. The number of attacks, *Wazari* Scores, and penalties for *Shido* did not differ among the protocols (Table 2). However, IM_{PA}40 significantly increased *Ippon* Scores compared to IM_{PA}15. Figure 2A,B shows that effectiveness ($15.5 \pm 4.7\%$) and efficiency (20.9 ± 6.4) were also higher by IM_{PA}40 when compared to IM_{PA}15 ($8.0 \pm 3.4\%$; $p = 0.020$ and 12.2 ± 5.8 ; $p = 0.020$, respectively). In time-motion, the parameters related to combat periods (average values) were not changed by the interventions (Table 2). IM_{PA}40 provided changes in relation to the total values of standing combat (198.7 ± 9.7 s), groundwork combat (41.4 ± 9.0 s) and pause (61.4 ± 4.9 s) compared to CON (179.6 ± 9.0 s; $p = 0.022$, 60.8 ± 9.4 s; $p = 0.005$ and 51.8 ± 4.6 s; $p = 0.042$, respectively) (Fig. 2C–E). The effort-pause ratio (Fig. 2F) showed a ratio of 3.6: 1 in IM_{PA}40, while a ratio of 4.3:1 ($p = 0.028$) was observed in control. We emphasize that there were no significant differences between CON and IM_{PA}15 for any of the technical-tactical parameters using the traditional statistical analysis.

Traditional analysis of physiological and psychophysiological parameters. The physiological and psychophysiological parameters were not affected by IM_{PA} (Table 2 and Fig. 3). Figure 3 demonstrated that [Lac], HR, and RPE were significantly different over the time of post-combat recovery in all interventions. The [Lac] was higher from the post-combat moment until the 6th min of recovery in the CON and until the 4th min in the IM_{PA}15 and IM_{PA}40 compared to the pre-combat moment (Fig. 3A). The HR (Fig. 3B) showed significantly higher values in the post-combat moment in relation to the pre-combat values in IM_{PA}15 and IM_{PA}40. The values of HR were significantly lower from the 4th min on IM_{PA}40, from the 6th min on IM_{PA}15 and only after the 8th min on the CON until the end of recovery. The RPE values after combat and in the 2nd min of recovery were significantly higher in the three protocols in relation to the pre-combat moment. In comparison with the post-combat moment, the RPE decreased significantly from the 6th (CON) and 8th (IM_{PA}15 and IM_{PA}40) until the 10th min. The 8th and 10th minute of CON and IM_{PA}40 and 10th min of IM_{PA}15, presented significantly lower values of RPE when compared to the 2nd minute recovery.

Complex network analysis. Figure 4 presented the Degree and Pagerank centrality measures, highlighting top-five results in each scenario (10% of 52 parameters), considering the equality between the parameters that presented metrics with the same value. CON presented 145 connections, IM_{PA}15 showed 229, and IM_{PA}40 returned 167 connections. Degree ranking showed that CON (Panel A) and IM_{PA}40 (Panel C) were the scenarios with the highest participation among different performance parameters (11 and 12 nodes, respectively), with greater emphasis on physical parameters. IM_{PA}15 (Panel B) indicated the participation of only 6 parameters but demonstrated a greater number of connections for the same node, highlighting postRPE (1st), followed by BM (2nd) and THC (3rd) with values above 20 connections. CON and IM_{PA}15 presented 14 and 15 connections for the parameter ranked in 1st (BM). IM_{PA}40 showing the physical parameters, followed by the technical-tactical and physiological parameters. IM_{PA}15 classified the psychophysiological, physical, and physiological parameters. In Pagerank ranking, CON (Panel D) stressed the importance of the physiological parameters DLac and LacPEAK (1st). IM_{PA}15 (Panel E) indicated postRPE and BM in 1st, emphasizing the physical and physiological parameters. IM_{PA}40 (Panel F) presented BM as the main parameter followed by CF, ACT and TRPLac (2nd).

	CON	IM _{PA} 15	IM _{PA} 40	<i>p</i> value
Technical-tactical parameters				
Offensive actions				
Attacks (a.u.)	16 ± 2	15 ± 2	16 ± 2	0.836
<i>Ippon</i> score (a.u.)	1 ± 0	1 ± 0	2 ± 1 ^a	0.010
<i>Wazari</i> score (a.u.)	1 ± 0	1 ± 0	1 ± 0	1.000
<i>Shido</i> penalty (a.u.)	0 ± 0	0 ± 0	0 ± 0	0.584
Time-motion				
Combat frequency (a.u.)	8 ± 1	9 ± 1	8 ± 1	0.618
Average combat time (s)	31.6 ± 2.4	32.5 ± 4.3	30.1 ± 2.5	0.798
Average pause time (s)	7.5 ± 0.4	8.1 ± 0.5	8.4 ± 0.4	0.223
Average standing combat time (s)	24.0 ± 2.7	25.8 ± 3.8	25.3 ± 3.1	0.741
Average groundwork combat time (s)	12.3 ± 1.5	13.7 ± 2.1	8.5 ± 1.8	0.067
Time between attacks (s)	17.6 ± 2.6	18.6 ± 2.1	16.1 ± 1.6	0.836
Physiological parameters				
Blood lactate				
Rest [Lac] (mM)	1.1 ± 0.1	1.0 ± 0.1	1.1 ± 0.1	0.497
Pre-combat [Lac] (mM)	2.0 ± 0.3	1.5 ± 0.2	1.7 ± 0.3	0.273
Post-combat [Lac] (mM)	9.5 ± 1.0	9.4 ± 1.0	9.3 ± 0.8	0.670
Δ [Lac] (mM)	7.5 ± 1.0	7.9 ± 0.9	7.6 ± 0.8	0.905
Peak [Lac] (mM)	10.1 ± 1.0	9.9 ± 1.0	9.8 ± 0.9	0.497
Time to reach the peak [Lac] (min)	2.2 ± 0.6	2.2 ± 0.6	1.8 ± 0.7	0.792
Rate of decay [Lac] (%)	23.6 ± 3.9	28.8 ± 3.1	25.7 ± 4.0	0.273
Heart rate				
Rest HR (bpm)	75 ± 5	76 ± 3	73 ± 4	0.614
Pre-combat HR (bpm)	119 ± 5	107 ± 6	107 ± 7	0.062
Post-combat HR (bpm)	181 ± 3	178 ± 4	179 ± 2	0.482
Δ HR (bpm)	62 ± 4	71 ± 6	72 ± 6	0.223
Rate of decay HR (%)	44.5 ± 1.5	43.5 ± 1.5	45.9 ± 1.5	0.584
Psychophysiological parameters				
Rating of perceived exertion				
Rest RPE (a.u.)	9 ± 1	9 ± 1	9 ± 1	0.325
Pre-combat RPE (a.u.)	9 ± 1	9 ± 1	9 ± 1	0.891
Post-combat RPE (a.u.)	16 ± 0	16 ± 0	16 ± 0	0.875
Δ RPE (a.u.)	7 ± 1	7 ± 1	7 ± 1	0.969
Rate of decay RPE (%)	38.2 ± 3.6	36.7 ± 3.7	38.1 ± 4.0	0.666

Table 2. Technical-tactical parameters of offensive actions of combat and time-motion and physiological parameters of blood lactate [Lac], heart rate (HR) and psychophysiological parameters of rating of perceived exertion (RPE), described in mean ± SEM. ^aSignificant difference ($p \leq 0.05$) in comparison to IM_{PA}15. Δ = (values post-combat – values pre-combat). Rate of decay (recovery) = ((maximum – minimum)/maximum) × 100).

Differently others, in this scenario important technical-tactical parameters were highlighted. For both metrics used, the physical parameters presented the greatest number of interactions and importance among all the performance parameters of a judo match, with emphasis on BM that was among the first two positions in the rankings in all scenarios.

Discussion

To the best of our knowledge, this is the first study that analysed the effects of IM_{PA} on the interactions among the technical-tactical, physical, physiological, and psychophysiological parameters in a simulated judo match. Partially confirming our hypothesis, the IM_{PA}40 improved the performance of *Ippon Scores*, effectiveness and efficiency compared with IM_{PA}15, besides promoting changes in time-motion. However, this strategy did not modify the physiological parameters before and after the judo match, at least using traditional analysis. In an innovative way to judo modality, our study reinforces the complex network model to improve the data interpretations into athlete's performance. Using this model, IM_{PA}40 scenario showed interactions mainly among the physical and technical-tactical parameters important to judo match. Differently of the IM_{PA}40, the acute load using 15% of the MIP did not highlight the technical-tactical parameters as top-five nodes in centrality metrics obtained by complex network. Despite that, IM_{PA}15 showed the highest connectivity among physical and physiological parameters, suggesting that lower inspiratory load already prepare the organism of this athletes.

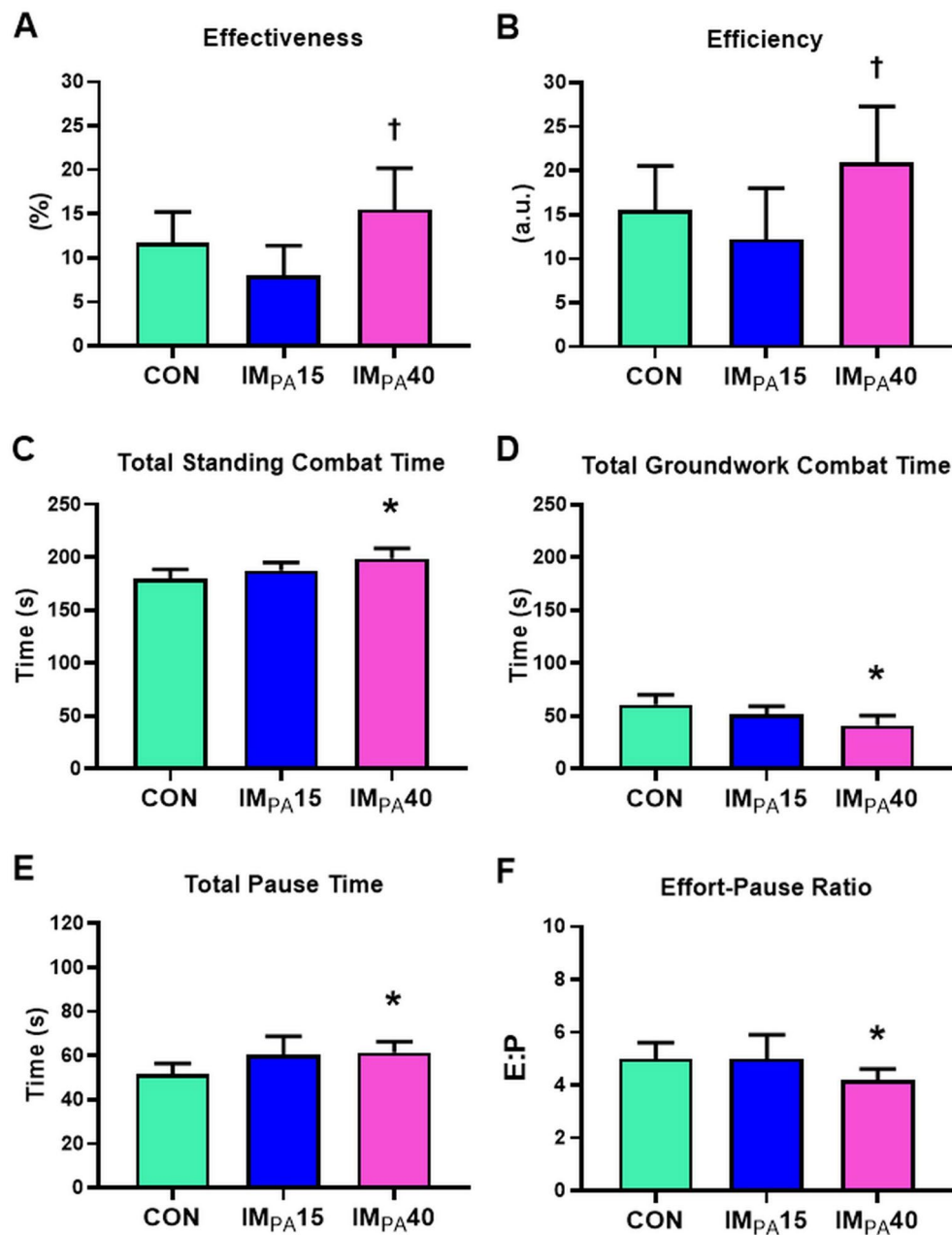


Figure 2. Technical-tactical parameters in the judo match. Results are presented as mean \pm SEM. (A) Effectiveness (%); (B) Efficiency (a.u.); (C) Total Standing Combat Time (s); (D) Total Groundwork Combat Time (s); (E) Total Pause Time (s); (F) Effort-Pause Ratio (E:P). † Significant difference ($p \leq 0.05$) in comparison to IM_{PA}15. *Significant difference ($p \leq 0.05$) in comparison to CON.

The quality of movements of techniques in standing and groundwork combat can influence the result of the score in a judo match³⁰. Using the non-parametric statistical analysis, we observed the effect of IM_{PA}40 on *Ippon* Scores (Table 2) and effectiveness and efficiency (Fig. 2A,B) when compared to IM_{PA}15. In relation to CON, IM_{PA}40 provided changes in the total values of standing combat, groundwork combat and pause. Although the official rules of judo advantage standing combat, especially when there is no objectivity of offensive actions on the groundwork³⁰, changes in total standing and groundwork combat times (Fig. 2) are associated with previous results, since the positive effects on the offensive actions may have induced the choice of strategy to conduct the combat standing, in which the frequency of scores⁴⁸ and efficiency⁴² are generally larger than in groundwork combat. The other time-motion parameters (Table 2) that did not differ among the protocols, indicate that there was no effect of IM_{PA}15 or IM_{PA}40 on the dynamics of the match. These results reflect the behaviour presented by the physiological and psychophysiological parameters (Fig. 3).

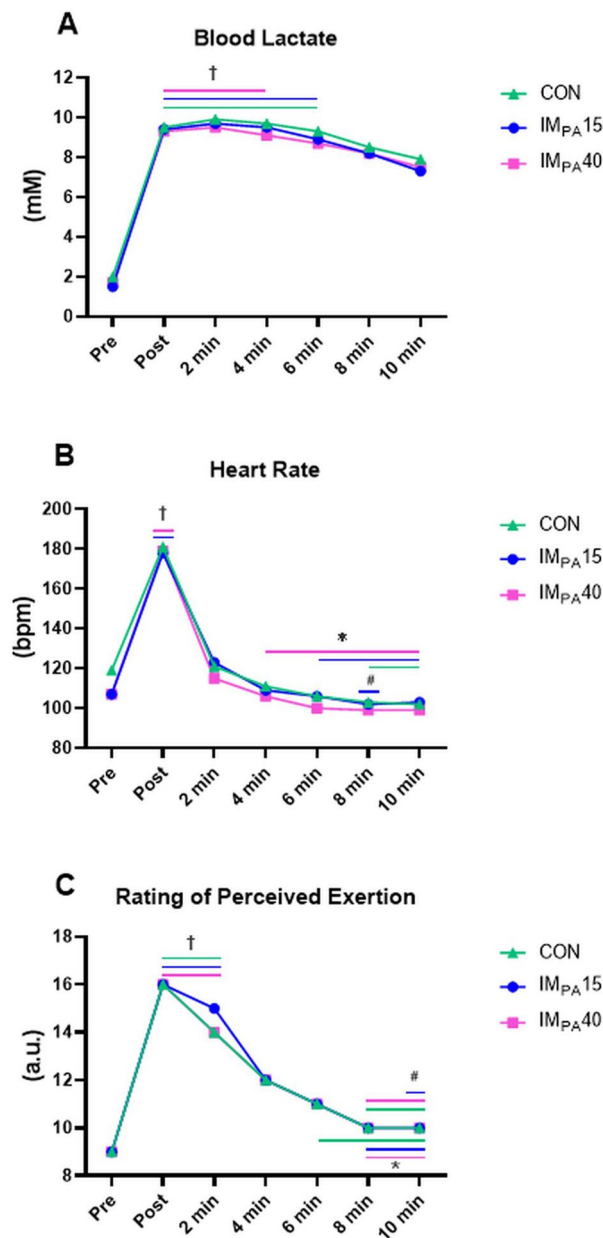


Figure 3. Physiological and psychophysiological parameters pre, post and recovery a judo match. The results are presented in mean values. (A) Blood lactate (mM); (B) Heart rate (bpm); (C) Rating of perceived exertion (a.u.). † Significant difference compared to the pre-combat moment; *significant difference compared to the post-combat moment; # significant difference compared to the 2nd min post-combat ($p \leq 0.05$).

The [Lac], HR and RPE values (Fig. 3A–C) decreased during post-combat recovery but were not affected by IM_{PA} strategies. In line with our results, previous studies that applied the traditional IM_{PA} protocol in high-intensity efforts or in exhaustive tests did not observe differences in ventilatory and metabolic responses^{8,9,12,14,17–19}. High-intensity efforts cause fatigue in the inspiratory muscles, activating the metaboreflex²⁵. The accumulation of metabolites caused by intense exercise stimulates the types III and IV afferent fibers of the inspiratory muscles, especially the diaphragm⁴⁹. This process increases the sympathetic activity of the muscle that promotes adrenergic vasoconstriction, redistributing the blood flow from the active musculature to the respiratory muscles⁵⁰. Here, at least through investigations using traditional analysis, the physiological and psychophysiological parameters were not altered regardless of the acute loads adopted (15 or 40% of MIP) suggesting that IM_{PA} was not able to significantly inhibit the metaboreflex, probably due to the ventilatory and postural demands of the inspiratory muscles during the judo match. On the other hand, these results reinforce that the positive effect of IM_{PA}40 on the technical-tactical parameters was not explained exclusively by blood lactate, HR or RPE responses.

The literature indicates the inspiratory acute load at 15% of MIP as a placebo condition^{8,9,14,18}. If considered this point, we observed the impact of the IM_{PA}40 in judo match by traditional statistical analysis, without

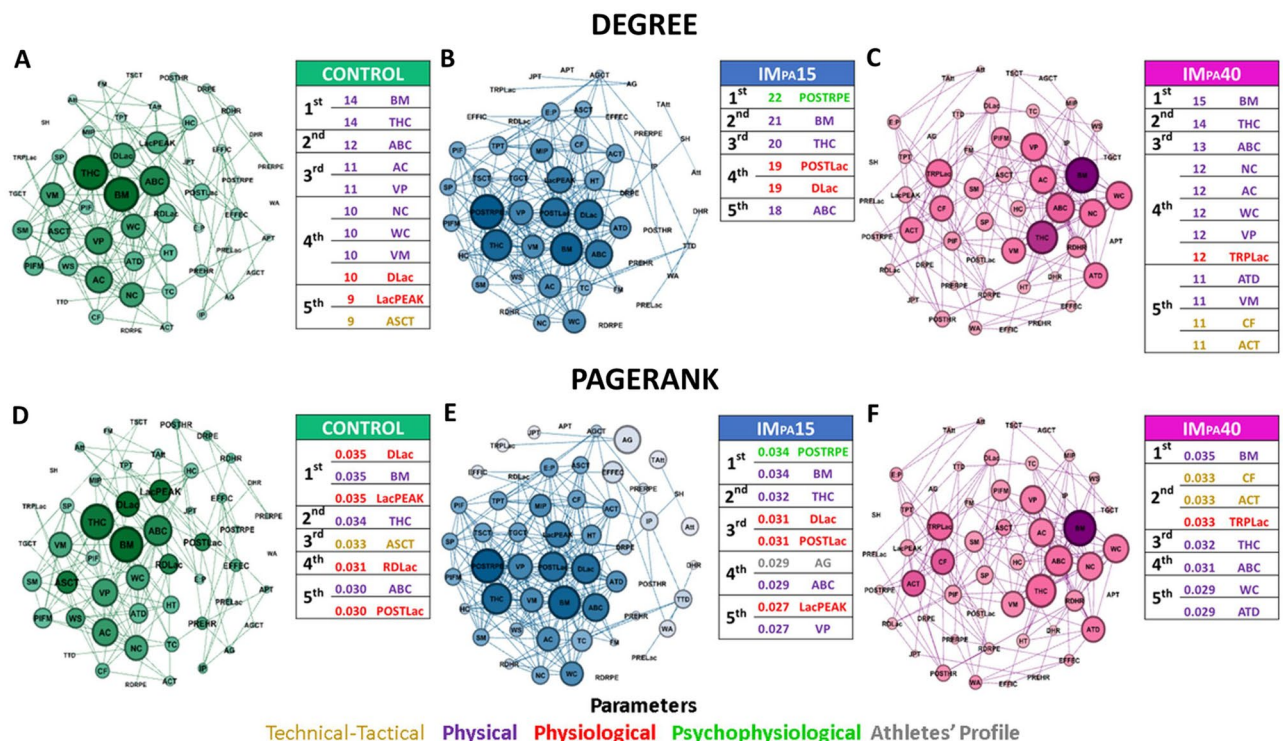


Figure 4. Three scenarios of a simulated judo match represented by graphs, considering the Degree and Pagerank centrality measurements: (A,D) Control; (B,E) IM_{pa}15 e (C,F) IM_{pa}40). The tables demonstrate top-five node results involving athletes' profile (grey), technical-tactical (yellow), physical (purple), physiological (red), and psychophysiological (green). AG: Age; JPT: Judo Practice Time; HT: Height; WS: Wingspan; BM: Body Mass; TTD: Transverse Thoracic Diameter; ATD: Anteroposterior Thoracic Diameter; NC: Neck Circumference; AC: Arm Circumference Flexed; TC: Thorax Circumference; WC: Waist Circumference; ABC: Abdominal Circumference; HC: Hip Circumference; THC: Thigh Circumference; FM: Fat Mass; MIP: Maximal Inspiratory Pressure; SM: S-index Mean; SP: S-index Peak; PIFM: Peak Inspiratory Flow (mean); PIF: Peak Inspiratory Flow (peak); VM: Volume (mean); VP: Volume (peak); PRELac: Pre-Combat Blood Lactate; POSTLac: Post-Combat Blood Lactate; DLac: Delta of Blood Lactate; LacPEAK: Peak of Blood Lactate; TRPLac: Time to Reach the Peak of Blood Lactate; RDLac: Rate of Decay of Blood Lactate; PREHR: Pre-Combat Heart Rate; POSTHR: Post-Combat Heart Rate; DHR: Delta of Heart Rate; RDHR: Rate of Decay of Heart Rate; PRERPE: Pre-Combat—Rating of Perceived Exertion; POSTRPE: Post-Combat—Rating of Perceived Exertion; DRPE: Delta of Rating of Perceived Exertion; RDRPE: Rate of Decay of Rating of Perceived Exertion; TSC: Combat Frequency; ACT: Average Combat Time; TPT: Total Pause Time; APT: Average Pause Time; TST: Total Standing Combat Time; TGCT: Total Groundwork Combat Time; ASCT: Average Standing Combat Time; AGCT: Average Groundwork Combat Time; TAtt: Time between Attacks; E:P: Effort-pause ratio; Att: Attacks; EFFEC: Effectiveness; EFFIC: Efficiency; IP: *Ippon*; WA: *Wazari*; SH: *Shido*.

modifying physiological responses. In this way, probably the technical-tactical alterations could be associated with neural control of inspiratory muscles that assist in ventilatory mechanics and postural function⁵¹. The neural control of the inspiratory muscles can be activated automatically by the bulbospinal pathways and voluntarily, by corticospinal pathways⁵¹. Although without direct evidence, we could suggest that the resistance caused by IM_{pa}40 during voluntary inspiration contribute to postural adjustment and the application of techniques during combat, since the diaphragm is also activated in tasks with upper limb movements²⁸ and intercostal muscles in trunk rotations²⁹. In line with this reasoning, studies have attributed the increase in MIP after IM_{pa} to improved intra and intermuscular coordination of inspiratory muscles^{7,9–13} considering that resisted inspiration can cause changes in the heavy chain of myosin that modulates the recruitment of motor units⁵². On the other hand, as follow discussed, the integrative analysis applied in our study did not confirm the IM_{pa}15 as a placebo conditioning to judo match.

It is important emphasize that many studies involving acute muscle inspiratory protocols used 2 sets of 30 maximum inspirations with a load equivalent to 40% of MIP^{7–11,14,18}. Here, we adopted IM_{pa} protocols as 2 sets of 15 maximum inspirations using the exercise device. Our choice was based on Merola et al.³¹ who investigated the Special Judo Fitness Test⁵³ parameters under the intervention of an IM_{pa} (2 sets of 15 maximum inspirations, at 60% of MIP) and due our athletes having no previous experience with respiratory training. According to our results, this method using fewer number of inspiratory repetitions, already provide benefits to judo athletes, which was confirmed by an integrative analysis as discussed below.

Complex networks (Fig. 4) demonstrated the effects of IM_{pa} in a simulated judo match, mainly on physical and technical-tactical parameters. IM_{pa}15 and IM_{pa}40 promoted greater connectivity among performance nodes

(an increase of connections around 59.7% and 15.2%, respectively). The centrality metrics emphasized on the physical parameter's BM and THC (see top-five nodes—Fig. 4). In a similar way, Gobatto et al.³⁵ investigated two scenarios of laboratory and field tests in basketball players, highlighted the body mass and the vertical jump power (measure related to the lower limbs) by complex network analysis. The BM and THC are so important for judo, as athletes compete in matches divided by body mass and high levels of lower limb strength are required during the application of projection techniques⁵⁴. Thus, THC can be an indirect method for measuring the muscle⁵⁵, where the cross-sectional area of the muscle is related to the ability to generate strength⁵⁶.

The centrality metrics showed that IM_{PA}15 presented more connections, mainly on psychophysiological, physiological, and physical parameters, demonstrating that this inspiratory load cannot be considered placebo as pointed by literature^{8,9,14,18}, at least to high-performance judo athletes studied here. Thus, this scenario can be applied as a prior task in the athlete's organism preparation for combat.

Interesting results were observed in the IM_{PA}40 scenario. In this case, both centrality metrics (Degree and Pagerank) indicated technical-tactical parameters in the top-five nodes ranking. For example, the combat frequency (CF) and average combat time (ACT) so important to judo performance, occupied the 2nd position in the classification of Pagerank together with the time to reach the peak of blood lactate (TRLac). Considering that this metric represents the influence of one node on the others in the network, the highlighted technical-tactical nodes confirm the positive effect of the IM_{PA}40 on judo match. These findings obtained through an integrative analysis detail the effects of IM_{PA}, reinforcing the multifactorial aspects that can determine competitive success in judo⁵⁴ and suggest acute strategies to assist coaches and athletes in training and competition.

Despite our study providing promising and positive effects of the IM_{PA} to judo matches, some limitations must be considered. First, we investigated only ten judo high-performance athletes. In next opportunities, we suggest increasing the sample size, as well as extending this protocol to different levels of competitive athletes. In addition, after this detailed investigation into the application of IM_{PA} in a single judo match, we point out the suggest to expand this investigation to assess the effects of IM_{PA} on successive matches as it occurs in a competitive way.

In summary, our study suggests the use of IM_{PA}40 as a safe, legal, and non-invasive resource that plays a positive role in the judo match. Based on the integrative analysis by complex network model, IM_{PA}40 increased connectivity and the influence of physical and technical-tactical parameters, and highlighted the important combat nodes to support performance in judo. According to the centrality metrics, IM_{PA}15 also stimulates interactions among psychophysiological, physical, and physiological parameters. These results confirm the positive effect of the IM_{PA} in the judo modality, pointing out this strategy to prepare the organism (IM_{PA}15) and to improve performance (IM_{PA}40) in judo match.

Received: 20 November 2020; Accepted: 29 April 2021

Published online: 27 May 2021

References

1. Klusiewicz, A. et al. The inspiratory muscle training in elite rowers. *J. Sports Med. Phys. Fitness* **48**, 279–284 (2008).
2. Tong, T. K. et al. The effect of inspiratory muscle training on high-intensity, intermittent running performance to exhaustion. *Appl. Physiol. Nutr. Metab.* **33**, 671–681 (2008).
3. Karsten, M. et al. The effects of inspiratory muscle training with linear workload devices on the sports performance and cardio-pulmonary function of athletes: a systematic review and meta-analysis. *Phys. Ther. Sport* **34**, 92–104 (2018).
4. Lorca-Santiago, J. et al. Inspiratory muscle training in intermittent sports modalities: a systematic review. *Int. J. Environ. Res. Public Health* **17**, 4448 (2020).
5. Hamada, T. et al. Postactivation potentiation, fiber type, and twitch contraction time in human knee extensor muscles. *J. Appl. Physiol.* **88**, 2131–2137 (2000).
6. George, D. et al. The post activation potentiation effect of two different conditioning stimuli on drop jump parameters on young female artistic gymnasts. *Sci. Gymnastics J.* **11**, 103–113 (2019).
7. Volianitis, S. et al. The influence of prior activity upon inspiratory muscle strength in rowers and non-rowers. *Int. J. Sports Med.* **20**, 542–547 (1999).
8. Volianitis, S. et al. Specific respiratory warm-up improves rowing performance and exertional dyspnea. *Med. Sci. Sports Exerc.* **33**, 1189–1193 (2001).
9. Lin, H. et al. Specific inspiratory muscle warm-up enhances badminton footwork performance. *Appl. Physiol. Nutr. Metab.* **32**, 1082–1088 (2007).
10. Lomax, M. & McConnell, A. K. Influence of prior activity (warm-up) and inspiratory muscle training upon between-and within-day reliability of maximal inspiratory pressure measurement. *Respiration* **78**, 197–202 (2009).
11. Lomax, M., Grant, I. & Corbett, J. Inspiratory muscle warm-up and inspiratory muscle training: separate and combined effects on intermittent running to exhaustion. *J. Sports Sci.* **29**, 563–569 (2011).
12. Ohya, T., Hagiwara, M. & Suzuki, Y. Inspiratory muscle warm-up has no impact on performance or locomotor muscle oxygenation during high-intensity intermittent sprint cycling exercise. *Springerplus* **4**, 556 (2015).
13. Arend, M., Kivastik, J. & Maestu, J. Maximal inspiratory pressure is influenced by intensity of the warm-up protocol. *Respir. Physiol. Neurobiol.* **230**, 11–15 (2016).
14. Wilson, E. E. et al. Respiratory muscle specific warm-up and elite swimming performance. *Br. J. Sports Med.* **48**, 789–791 (2014).
15. Ozdal, M. et al. Effect of respiratory warm-up on anaerobic power. *J. Phys. Ther. Sci.* **28**, 2097–2098 (2016).
16. Barnes KR, Ludge AR. Inspiratory muscle warm-up improves 3,200-m running performance in distance runners. *J. Strength Cond. Res.* 2019, 1–9.
17. Leicht, C. A. et al. The effects of a respiratory warm-up on the physical capacity and ventilatory response in paraplegic individuals. *Eur. J. Appl. Physiol.* **110**, 1291–1298 (2010).
18. Cheng, C. F. et al. Inspiratory muscle warm-up attenuates muscle deoxygenation during cycling exercise in women athletes. *Respir. Physiol. Neurobiol.* **186**, 296–302 (2013).
19. Johnson, M. A. et al. Inspiratory muscle warm-up does not improve cycling time-trial performance. *Eur. J. Appl. Physiol.* **114**, 1821–1830 (2014).
20. Arend, M. et al. Effect of inspiratory muscle warm-up on submaximal rowing performance. *J. Strength Cond. Res.* **29**, 213–218 (2015).

21. Hartz, C. S. *et al.* Effect of inspiratory muscle training on performance of handball athletes. *J. Hum. Kinet.* **63**, 43–51 (2018).
22. Johnson, B. D. *et al.* Exercise-induced diaphragmatic fatigue in healthy humans. *J. Physiol.* **460**, 385–405 (1993).
23. Steinacker, J. M., Both, M. & Whipp, B. J. Pulmonary mechanics and entrainment of respiration and stroke rate during rowing. *Int. J. Sports Med.* **14**, S15–S19 (1993).
24. Babcock, M. A. *et al.* Aerobic fitness effects on exercise-induced low-frequency diaphragm fatigue. *J. Appl. Physiol.* **81**, 2156–2164 (1996).
25. St Croix, C. M. *et al.* Fatiguing inspiratory muscle work causes reflex sympathetic activation in humans. *J. Physiol.* **529**, 493–504 (2000).
26. Calmet, M. & Ahmaidi, S. Survey of advantages obtained by judoka in competition by level of practice. *Percept. Mot. Skills* **99**, 284–290 (2004).
27. Miarka, B. *et al.* A comparison of time-motion and technical–tactical variables between age groups of female judo matches. *J. Sports Sci.* **32**, 1529–1538 (2014).
28. Hodges, P. W. & Gandevia, S. C. Activation of the human diaphragm during a repetitive postural task. *J. Physiol.* **522**, 165–175 (2000).
29. Hudson, A. L. *et al.* Interplay between the inspiratory and postural functions of the human parasternal intercostal muscles. *J. Neurophysiol.* **103**, 1622–1629 (2010).
30. International Judo Federation. Explanatory guide of the judo refereeing rules 2018–2020, 2018, accessed 07 May 2019 <https://www.ijf.org/ijf/documents>.
31. Merola, P. K. *et al.* High load inspiratory muscle warm-up has no impact on Special Judo Fitness Test performance. *Ido. Mov. Cult. J. Martial Arts Anthropol.* **19**, 66–74 (2019).
32. Davenport, T. H. & Harris, J. G. *Competing on Analytics: The New Science of Winning* 240 (Harvard Business Press, 2007).
33. Cotta, C. *et al.* A network analysis of the 2010 FIFA world cup champion team play. *J. Syst. Sci. Complex* **26**, 21–42 (2013).
34. Pereira, V. H. *et al.* Computational and complex network modeling for analysis of sprinter athletes' performance in track field tests. *Front Physiol.* **9**, 843 (2018).
35. Gobatto, C. A. *et al.* Corresponding assessment scenarios in laboratory and on-court tests: centrality measurements by complex networks analysis in young basketball players. *Sci. Rep.* **10**, 1–10 (2020).
36. Jackson, A. S. & Pollock, M. L. Generalized equations for predicting body density of men. *Br. J. Nutr.* **40**, 497–504 (1978).
37. Antonelli, C. B. *et al.* Effects of inspiratory muscle training with progressive loading on respiratory muscle function and sports performance in high-performance. *Int. J. Sports Physiol. Perform.* **1**, 1–5 (2020).
38. Neder, J. A. *et al.* Reference values for lung function tests: II: maximal respiratory pressures and voluntary ventilation. *Braz. J. Med. Biol. Res.* **32**, 719–727 (1999).
39. Minahan, C. *et al.* Repeated-sprint cycling does not induce respiratory muscle fatigue in active adults: measurements from the powerbreathe® inspiratory muscle trainer. *J. Sports Sci. Med.* **14**, 233–238 (2015).
40. Stavrinou, P. S., Argyrou, M. & Hadjicharalambous, M. Physiological and metabolic responses during a simulated judo competition among cadet athletes. *Int. J. Perform. Anal. Sport* **16**, 848–859 (2016).
41. Sterkowicz, S. & Maslej, P. An evaluation of the technical and tactical aspects of judo matches at the seniors level. *Sport Wyczynowy* **9**, 47–53 (1999).
42. Adam, M. & Sterkowicz-Przybycien, K. The efficiency of tactical and technical actions of the national teams of Japan and Russia at the World Championships in Judo (2013, 2014 and 2015). *Biomed. Hum. Kinet.* **10**, 45–52 (2018).
43. Miarka, B. *et al.* A comparison of time-motion performance between age groups in judo matches. *J. Sports. Sci.* **30**, 899–905 (2012).
44. Borg, G. A. Psychophysical bases of perceived exertion. *Med. Sci. Sports Exerc.* **14**, 377–381 (1982).
45. Hua, J., Huang, M. & Huang, C. Centrality metrics' performance comparisons on stock market datasets. *Symm* **11**, 916 (2019).
46. Pereira, V. H. *et al.* Complex network models reveal correlations among network metrics, exercise intensity and role of body changes in the fatigue process. *Sci. Rep.* **5**, 10489 (2015).
47. Fruchterman, T. M. J. & Reingold, E. M. Graph drawing by force-directed placement. *Softw. Pract. Exp.* **21**, 1129–1164 (1991).
48. Segedi, I. *et al.* Analysis of judo match for seniors. *J. Combat Sports Martial Arts* **5**, 57–61 (2014).
49. Hill, J. M. Discharge of group IV phrenic afferent fibers increases during diaphragmatic fatigue. *Brain Res.* **856**, 240–244 (2000).
50. Dempsey, J. A. *et al.* Consequences of exercise-induced respiratory muscle work. *Respir. Physiol. Neurobiol.* **151**, 242–250 (2006).
51. Butler, J. E. Drive to the human respiratory muscles. *Respir. Physiol. Neurobiol.* **159**, 115–126 (2007).
52. Gea, J. *et al.* Expression of myosin heavy-chain isoforms in the respiratory muscles following inspiratory resistive breathing. *Am. J. Respir. Crit. Care Med.* **161**, 1274–1278 (2000).
53. Sterkowicz, S. Test specjalnej sprawności ruchowej w judo. *Antropomotoryka* **13**, 29–44 (1995).
54. Franchini, E. *et al.* Physiological profiles of elite judo athletes. *Sports Med.* **41**, 147–166 (2011).
55. Cooper, H. *et al.* Use and misuse of the tape-measure as a means of assessing muscle strength and power. *Rheumatol. Rehabil.* **20**, 211–218 (1981).
56. Schantz, P. *et al.* Muscle fibre type distribution, muscle cross-sectional area and maximal voluntary strength in humans. *Acta Physiol. Scand.* **117**, 219–226 (1983).

Acknowledgements

We would like to thank São Paulo Research Foundation—FAPESP (Grants 2012/06355-2, 2016/50250-1, 2018/05821-6, 2019/16253-1), National Council for Scientific and Technological Development—CNPq (Grants 307718/2018-2, 308117/2018-2) and Coordenação de Aperfeiçoamento de Pessoal de Nível Superior—Brasil (CAPES)—Finance Code 001, for financial support. We would like to thank all athletes who participated in the study and their coaches.

Author contributions

C.C., C.A.G., and F.B.M.G. contributed to the proposal of ideas, the conception, design of the work, data interpretation, wrote the main manuscript text, preparing figures and tables. C.C. contributed to data acquisition. C.A.G., M.A.M., and F.B.M.G. contributed to funding acquisition. A.S.P. R.S.T., C.S.H., P.H.S.M.A., and M.A.M. contributed to the proposal of ideas and data interpretation. All authors reviewed the manuscript and have approved the submitted version.

Competing interests

The authors declare no competing interests.

Additional information

Correspondence and requests for materials should be addressed to F.B.M.-G.

Reprints and permissions information is available at www.nature.com/reprints.

Publisher's note Springer Nature remains neutral with regard to jurisdictional claims in published maps and institutional affiliations.



Open Access This article is licensed under a Creative Commons Attribution 4.0 International License, which permits use, sharing, adaptation, distribution and reproduction in any medium or format, as long as you give appropriate credit to the original author(s) and the source, provide a link to the Creative Commons licence, and indicate if changes were made. The images or other third party material in this article are included in the article's Creative Commons licence, unless indicated otherwise in a credit line to the material. If material is not included in the article's Creative Commons licence and your intended use is not permitted by statutory regulation or exceeds the permitted use, you will need to obtain permission directly from the copyright holder. To view a copy of this licence, visit <http://creativecommons.org/licenses/by/4.0/>.

© The Author(s) 2021