



UNIVERSIDADE ESTADUAL DE CAMPINAS
SISTEMA DE BIBLIOTECAS DA UNICAMP
REPOSITÓRIO DA PRODUÇÃO CIENTÍFICA E INTELLECTUAL DA UNICAMP

Versão do arquivo anexado / Version of attached file:

Versão do Editor / Published Version

Mais informações no site da editora / Further information on publisher's website:

<https://www.sciencedirect.com/science/article/pii/S0370269315005213>

DOI: 10.1016/j.physletb.2015.07.011

Direitos autorais / Publisher's copyright statement:

©2015 by Elsevier. All rights reserved.

DIRETORIA DE TRATAMENTO DA INFORMAÇÃO

Cidade Universitária Zeferino Vaz Barão Geraldo

CEP 13083-970 – Campinas SP

Fone: (19) 3521-6493

<http://www.repositorio.unicamp.br>



Search for narrow high-mass resonances in proton–proton collisions at $\sqrt{s} = 8$ TeV decaying to a Z and a Higgs boson



CMS Collaboration *

CERN, Switzerland

ARTICLE INFO

Article history:

Received 17 February 2015
 Received in revised form 6 July 2015
 Accepted 7 July 2015
 Available online 9 July 2015
 Editor: M. Doser

Keywords:

CMS
 Physics
 Resonance production
 Jets
 Tau leptons
 Boosted topology

ABSTRACT

A search for a narrow, high-mass resonance decaying into Z and Higgs (H) bosons is presented. The final state studied consists of a merged jet pair and a τ pair resulting from the decays of Z and H bosons, respectively. The analysis is based on a data sample of proton–proton collisions at a center-of-mass energy of 8 TeV, collected with the CMS experiment in 2012, and corresponding to an integrated luminosity of 19.7 fb^{-1} . In the resonance mass range of interest, which extends from 0.8 to 2.5 TeV, the Z and H bosons are produced with large momenta, which implies that the final products of the two quarks or the two τ leptons must be detected within a small angular interval. From a combination of all possible decay modes of the τ leptons, production cross sections in a range between 0.9 and 27.8 fb are excluded at 95% confidence level, depending on the resonance mass.

© 2015 CERN for the benefit of the CMS Collaboration. Published by Elsevier B.V. This is an open access article under the CC BY license (<http://creativecommons.org/licenses/by/4.0/>). Funded by SCOAP³.

1. Introduction

Very recently, the validity of the standard model (SM) of particle physics has been confirmed by the discovery of a Higgs boson with mass near 125 GeV by the ATLAS and CMS experiments [1,2]. Though the SM successfully describes a broad range of high energy phenomena, the solution to remaining problems with the structure of the SM, particularly the hierarchy problem, leads naturally to the introduction of physics beyond the standard model (BSM), possibly at the TeV scale [3–8]. Many of the BSM models predict the existence of heavy resonances with masses of the order of a TeV, which may have sizable couplings to the gauge and Higgs boson fields of the SM [9–12]. We consider here one important family among these models, which incorporate composite Higgs bosons [11,12]. In these models, the Higgs boson is a pseudo-Nambu–Goldstone boson of a broken global symmetry. Other composite bound states beyond the Higgs boson are expected to exist and could be experimentally observed.

Several searches for massive resonances decaying into pairs of vector bosons or Higgs bosons have been performed by the ATLAS and CMS experiments [13–24]. In this analysis, we search for a resonance with a mass in the range 0.8–2.5 TeV decaying to ZH, where the Z boson decays to $q\bar{q}$ and the Higgs boson decays to $\tau^+\tau^-$. It is assumed that the natural width of the resonance

is negligible in comparison to the experimental mass resolution, which is between 6% and 10% of the mass of the resonance, depending on the mass. There is also a small variation with the type of decay channel because of the dependence of the resolution on the number of neutrinos in the final state. In the model considered, the spin of the resonance is assumed to be one. However, it has been verified that the analysis is insensitive to the angular distributions of the decay products and therefore applies to other spin hypotheses.

The theoretical model used as benchmark in this work is described in Ref. [25]. In this model a heavy $SU(2)_L$ vector triplet (HVT) containing neutral (Z') and charged (W'^{\pm}) spin-1 states is introduced. This scenario is well-motivated in cases where the new physics sector is either weakly coupled [26], or strongly coupled, e.g., in the minimal composite model [27]. The cross sections and branching fractions (\mathcal{B}) for the heavy triplet model depend on the new physics scenario under study and can be characterized by three parameters in the phenomenological Lagrangian: the strength of the couplings to fermions c_F , to the Higgs c_H , and the self-coupling g_V . In the case of a strongly coupled sector, the new heavy resonance has larger couplings to the W, Z, and H bosons, resulting in larger branching fractions for the diboson final states. Our benchmark model characterizes this scenario by choosing the parameters $g_V = 3$ and $c_F = -c_H = 1$, which configure a strongly coupled sector.

* E-mail address: cms-publication-committee-chair@cern.ch.

In the high-mass case under study, the directions of the particles stemming from Z and H boson decays are separated by a small angle. This feature is referred to as the “boosted” regime. For the case of $Z \rightarrow q\bar{q}$, this results in the presence of one single reconstructed jet after hadronization called a “Z-jet”. The novel feature of this analysis is the reconstruction and selection of a τ pair in the boosted regime. The presence of missing energy in τ decays does not allow a direct determination of the invariant mass.

In the following, we label τ decays in a simplified way: $\tau^\pm \rightarrow e^\pm \nu \bar{\nu}$ as “ τ_e ”, $\tau^\pm \rightarrow \mu^\pm \nu \bar{\nu}$ as “ τ_μ ”, and $\tau^\pm \rightarrow (n\pi)(mK)\nu$ as “ τ_h ”, where n and m can be 0, 1, 2, or 3, and the pions and kaons can be either charged or neutral. Six channels, depending on the combinations of τ decays, are studied separately and labeled as all-leptonic ($\tau_e\tau_e, \tau_e\tau_\mu, \tau_\mu\tau_\mu$), semileptonic ($\tau_e\tau_h, \tau_\mu\tau_h$), and all-hadronic ($\tau_h\tau_h$).

The experimental strategy is to reconstruct and identify the two bosons and to combine their information into a variable that can discriminate between signal and background and on which a statistical study can be performed. This variable is the estimated mass of the Z' after applying dedicated reconstruction techniques to the boosted $q\bar{q}$ and $\tau\tau$ pairs (m_{ZH}). The m_{ZH} distribution would show an excess of events at the assumed Z' mass if a signal were present.

2. CMS detector

A detailed description of the CMS detector, together with a definition of the coordinate system used and the relevant kinematic variables, can be found in Ref. [28]. The central feature of the CMS detector is a 3.8 T superconducting solenoid of 6 m internal diameter. Within the field volume are the silicon tracker, the crystal electromagnetic calorimeter (ECAL), and the brass and scintillator hadron calorimeter (HCAL). The muon detectors are located outside the solenoid and are installed between the layers of the steel flux-return yoke of the solenoid. In addition, CMS has extensive forward calorimetry, in particular two steel and quartz-fiber hadron forward calorimeters.

3. Data sample and simulation

The analysis is based on a data sample collected by the CMS experiment in proton–proton collisions at a center-of-mass energy of 8 TeV in 2012, corresponding to an integrated luminosity of 19.7 fb^{-1} . Events are selected online by a trigger that requires the presence of at least one of the following: either a hadronic jet reconstructed by the anti- k_T algorithm [29] with a distance parameter of 0.5, transverse momentum p_T larger than 320 GeV, and $|\eta| < 5.0$; or a total hadronic transverse energy, H_T , defined as the scalar sum of the transverse energy of all the jets of the event, larger than 650 GeV. The transverse energy of a jet is defined as the reconstructed energy multiplied by the sine of the polar angle of the jet axis. Using events selected by less restrictive, pre-scaled triggers, it has been verified that the efficiency of this trigger after applying the offline event selection is above 99%. The difference from 100% is considered as a systematic uncertainty.

The process $q\bar{q} \rightarrow Z' \rightarrow ZH \rightarrow q\bar{q}\tau^+\tau^-$ is simulated at parton level using a MADGRAPH5 1.5.11 [30] implementation of the model described in Ref. [31]. Seven signal samples are generated with masses between 0.8 and 2.5 TeV. For this mass interval, the Z' production cross section times branching fraction to ZH ranges from 179.9 fb ($m_{Z'} = 0.8 \text{ TeV}$) to 0.339 fb ($m_{Z'} = 2.5 \text{ TeV}$). Although the main sources of background are estimated using observed events, Monte Carlo (MC) simulations are used to develop and validate the methods used in the analysis. Background samples are generated using MADGRAPH5 1.3.30 ($Z/\gamma + \text{jets}$ and $W + \text{jets}$ with

leptonic decays), POWHEG 1.0 r1380 ($t\bar{t}$ and single top quark production) [32–35], and PYTHIA 6.426 [36] (SM diboson production and QCD multijet events with large H_T). Showering and hadronization are performed with PYTHIA and τ decays are simulated using TAUOLA 1.1.5 [37] for all simulated samples. GEANT4 [38] is used for the simulation of the CMS detector.

4. Event reconstruction

A particle-flow (PF) algorithm [39,40] is used to identify and to reconstruct candidate charged hadrons, neutral hadrons, photons, muons, and electrons produced in proton–proton collisions. Jets and τ_h candidates are then reconstructed using the PF candidates. The jet energy scale is calibrated through correction factors that depend on the p_T and η of the jet. These factors were computed using a data set of proton–proton collisions at $\sqrt{s} = 8 \text{ TeV}$, corresponding to an integrated luminosity of 19.7 fb^{-1} , following the method described in [41]. All particles reconstructed with the PF algorithm are used to determine the missing transverse momentum, \vec{p}_T^{miss} . In first approximation, \vec{p}_T^{miss} is defined as the negative vector sum of transverse momenta of all reconstructed particles [42].

Jets are reconstructed using the Cambridge–Aachen (CA) algorithm [43], with a distance parameter of 0.8, chosen so that it contains the hadronization products of the two quarks from the Z boson. Jet pruning and subjet-searching algorithms are applied to these jets as in Ref. [17]. In these algorithms the original jets are re-clustered by removing pileup and underlying-event particles at low- p_T and large angle. The term pileup refers to additional interactions occurring in the same LHC bunch crossing. We define m_{jet}^p as the invariant mass of the jet constituents after the pruning procedure. This invariant mass provides good discrimination between Z-jets and quark/gluon-jets since it tends to be shifted towards the energy scale at which the jet was produced. We also define a quantity called “N-subjettiness”, τ_N , that is sensitive to the different jet substructure characteristics of quark/gluon and Z-jets, as [44]:

$$\tau_N = \frac{1}{d_0} \sum_k p_{T,k} \min(\Delta R_{1,k}, \Delta R_{2,k}, \dots, \Delta R_{N,k}), \quad (1)$$

where N is the number of subjets in which the original jet can be reclustered with the k_T algorithm [45,46]; the index k runs over the PF constituents of the jet; $p_{T,k}$ is the transverse momentum of the k th constituent; $\Delta R_{n,k}$ is a distance defined as $\sqrt{(\Delta\eta_{n,k})^2 + (\Delta\phi_{n,k})^2}$ where $\Delta\eta_{n,k}$ and $\Delta\phi_{n,k}$ are the differences in pseudorapidity and azimuthal angle between the k th constituent and the n th subjet axis; and $d_0 = \sum_k p_{T,k} R_0$ is a normalization factor with R_0 equal to the original jet distance parameter. The variable τ_N quantifies the tendency of a jet to be composed of N subjets, having smaller values for jets with a N -subjets-like configuration. We define τ_{21} as the ratio between the 2-subjettiness and the 1-subjettiness, $\tau_{21} = \tau_2/\tau_1$. The variables m_{jet}^p and τ_{21} have been shown to have a good discrimination power between signal and background [47], therefore in the following they are used to define signal and background enriched regions of the analysis.

In order to match trigger requirements and avoid inefficiencies close to the threshold, at least one jet in the event is required to have $p_T > 400 \text{ GeV}$ and $|\eta| < 2.4$. In addition, this jet is required to pass minimal consistency requirements on the fraction of charged and neutral particles contributing to it, to avoid fake jets from isolated noise patterns in the calorimeters or the tracker systems. While the CA jet selection is common to all the channels considered, the reconstruction of the $\tau\tau$ system is performed differently depending on the τ decay channel.

The all-leptonic channels are identified by combinations of electrons, muons, and \vec{p}_T^{miss} , which are products of the decay of a pair of τ leptons from the Higgs boson. Electrons are reconstructed by combining the information from an ECAL energy cluster with that of a matching track in the silicon tracker [48]. Electrons are selected if they have $p_T > 10$ GeV, $|\eta| < 2.5$, and satisfy requirements on the ECAL shower shape, the ratio of energies measured in HCAL and ECAL around the electron candidate, the compatibility with the primary vertex of the event [49], and the track-cluster matching parameters. Muon candidates [50] are reconstructed by performing a global track fit in which the silicon tracker and the muon system information is combined. For the $\tau_\mu\tau_\mu$ channel, to avoid identification inefficiencies caused by the small angular separation of the two muon trajectories, the second muon candidate is reconstructed with a different algorithm in which tracks in the silicon tracker are matched in space to signals in the muon detectors [17]. Muons are required to have $p_T > 10$ GeV, $|\eta| < 2.4$ and to pass additional requirements on the quality of the track reconstruction, on the impact parameter of the track, and on the number of measurements in the tracker and the muon systems. Electron and muon candidates are required to satisfy particle-flow based isolation criteria that require low activity in a cone around the lepton, the isolation cone, after the removal of particles due to additional interactions. Because the lepton from the other signal τ decay in the boosted pair can fall in the isolation cone, other electrons and muons are not considered in the computation of the isolation criteria.

In the semileptonic channels, a lepton selected with all the criteria above is combined with a τ_h candidate. The reconstruction of τ_h starts from the clustering of jets using the anti- k_T algorithm with a distance parameter of 0.5. Electrons and muons, identified by looser criteria than the nominal ones used in the analysis, are removed from the list of particles used in the clustering if they fall within the jet distance parameter. The τ_h is reconstructed and identified using the “hadron-plus-strips” technique [51], which searches for the most common decay modes of the τ_h starting from charged hadrons and photons forming π^0 candidates. We select τ_h candidates with $p_T > 20$ GeV and $|\eta| < 2.3$. Electrons and muons misidentified as τ_h are suppressed using dedicated criteria based on the consistency between the measurements in the tracker, the calorimeters, and the muon detectors. Finally, loose PF-based isolation criteria are applied to the τ_h candidates, not counting electrons and muons in the cone.

In the all-hadronic $\tau\tau$ channel, a subjet-searching technique [52] is applied to all CA-jets (distance parameter $R = 0.8$) in each event to identify the τ_h candidates. At the next-to-last step of the clustering algorithm, there are two subjets, which are ordered by mass. If both have $p_T > 10$ GeV and the mass of the leading subjet is smaller than 2/3 of the mass of the original merged jet, the two objects are used as seeding jets for τ lepton reconstruction via the “hadron-plus-strips” technique. If any of the criteria above fail, the procedure for one of the subjets is performed again for a maximum of four iterations. The efficiency for finding subjets with this method in signal events is 92%, independent of p_T , for τ_h with $p_T > 40$ GeV. In the lowest bin investigated (p_T between 20 and 40 GeV) the efficiency is around 80%.

The visible mass, m_{vis} , of the $\tau\tau$ system is defined as the invariant mass of all detectable products of the two decays. Because the unobserved neutrinos can carry a significant fraction of the $\tau\tau$ energy/momenta, this variable is not suited for reconstructing resonances that include the $\tau\tau$ system among its decay products. Instead, the Secondary Vertex fit (SVFIT) algorithm described in [53], which combines the \vec{p}_T^{miss} with the visible momenta to calculate a more precise estimator of the kinematics of the parent boson, is used to reconstruct the $\tau\tau$ system in all search channels.

5. Background composition

The composition of the background remaining after reconstruction is different for each of the search channels.

In the $\tau_e\tau_e$, $\tau_e\tau_\mu$, and $\tau_\mu\tau_\mu$ channels, the background is almost entirely composed of $Z/\gamma + \text{jets}$ events with genuine τ or other lepton decays. In the $\tau_e\tau_h$ and $\tau_\mu\tau_h$ channels, additional significant contributions to the total background come from $W + \text{jets}$ and $t\bar{t}$ events with leptonic W -boson decays, and a hadronic jet misidentified as τ_h . Among $t\bar{t}$ events, those with one W boson decaying leptonically and one decaying to quarks can potentially produce a signal-like structure in m_{jet}^p and τ_{21} . We refer to this as the “ $t\bar{t}$ peaking contribution” in the following.

The background in the $\tau_h\tau_h$ channel is dominated by QCD multijets production. There is a small but non-negligible contribution from $Z + \text{jets}$, $W + \text{jets}$, and $t\bar{t}$ production. For all these processes, it is possible that genuine τ_h or at least one extra jet or lepton misidentified as τ_h allow the event to pass the selection.

In all channels there is a very small, irreducible component of genuine SM dibosons, which are not distinguishable from signal, except for the non-peaking structure in m_{ZH} .

6. Event selection

In all channels, the boosted Z boson decaying to $q\bar{q}$ is identified by requiring the selection: $70 < m_{\text{jet}}^p < 110$ GeV and $\tau_{21} < 0.75$. This region is referred to as the “signal region”.

In the all-leptonic and semileptonic channels, the $\tau\tau$ four-momentum estimated from SVFIT is combined with that of the CA-jet to obtain the resonance mass m_{ZH} . Several preselection requirements are applied to remove backgrounds from low-mass resonances and from overlaps of lepton and τ lepton reconstruction in the detector: $m_{\text{vis}} > 10$ GeV, $\Delta R_{\ell\ell} > 0.1$ (where $\Delta R = \sqrt{(\Delta\eta)^2 + (\Delta\phi)^2}$ and ℓ denotes electrons, muons, or hadronically decaying taus), $|\vec{p}_T^{\text{miss}}| > 20$ GeV, and $p_{T,\tau\tau} > 100$ GeV, as estimated from the SVFIT procedure.

Since the background in the all-hadronic channel is initially dominated by QCD multijet events, a different preselection is applied for the all-hadronic channel. Only events that have not been included in the all-leptonic or semileptonic categories are considered in this category. The event is then separated into two hemispheres containing the decay products of the two bosons by requiring the following preselection: $|\vec{p}_T^{\text{miss}}| > 40$ GeV, $|\Delta\phi(\text{CA-jet}, \tau_h)| > 2.0$ and $|\Delta\phi(\vec{p}_T^{\text{miss}}, \tau_h)| < 1.5$, for each of the two τ_h candidates.

Further criteria investigated for signal selection in all channels include tighter requirements on variables like the p_T of the highest- p_T (leading) lepton or τ_h and $m_{\tau\tau}$ as estimated from the SVFIT procedure. An upper limit is placed on $\Delta R_{\ell\ell}$ in order to reject $W + \text{jets}$ events, where a jet misidentified as a τ lepton is usually well-separated in space from the isolated lepton. The number of b jets in the event also provides a useful criterion to reduce the $t\bar{t}$ contribution. Jets may be identified as b jets, using the combined secondary vertex algorithm [54] which exploits observables related to the long lifetime of b hadrons, and are considered if not overlapping with τ candidates and CA-jets. Those b jets are clustered with the anti- k_T jet algorithm, with a distance parameter $R = 0.5$. Optimization of the selection on these variables is based on the Punzi factor of merit (\mathcal{P}) [55], defined as: $\mathcal{P} = \varepsilon_{\text{sig}} / (1 + \sqrt{B})$, where ε_{sig} is the signal efficiency and B is the background yield after applying the selection. The results of the optimization are listed in Table 1. It has been verified that these results are not sensitive to the choice of m_{ZH} window used to evaluate ε_{sig} and B . In Table 2 we show the efficiency of the selection in signal events for all search channels.

Table 1

Summary of the optimized event selection for the six $\tau\tau$ channels. The selection variables are explained in the text. The label ℓ refers to electrons, muons, and τ leptons decaying hadronically.

Selection	$\tau_e\tau_e, \tau_e\tau_\mu, \tau_\mu\tau_\mu$	$\tau_e\tau_h, \tau_\mu\tau_h$	$\tau_h\tau_h$
$ \vec{p}_T^{\text{miss}} $	>100 GeV	>50 GeV	>80 GeV
$p_{T,\ell}^{\text{leading}}$	–	>35 GeV	>50 GeV
$N_{\text{b-tagged jet}}$	= 0	= 0	–
$\Delta R_{\ell\ell}$	<1.0	<1.0	<1.0
$m_{\tau\tau}$	–	–	105–180 GeV

7. Background estimation

Because of the non-uniformity of the background composition, different estimation techniques are used in each channel.

In the $\tau_e\tau_e$, $\tau_e\tau_\mu$, and $\tau_\mu\tau_\mu$ channels the main background source lacks events with a genuine massive boson decaying to quarks, therefore a technique based on sidebands of the m_{jet}^p and τ_{21} variables is used for background estimation. In an enlarged search region defined by $m_{\text{jet}}^p > 20$ GeV, we define the “sideband region”, inverting the selections on m_{jet}^p and τ_{21} , therefore including both m_{jet}^p regions outside the signal range and regions with $\tau_{21} > 0.75$.

The total background is estimated in intervals of m_{ZH} , using the formula:

$$N_{\text{bkg}}(x) = \mathcal{N} N_{\text{sb}}(x) \alpha(x), \quad (2)$$

where $x = m_{\text{ZH}}$, \mathcal{N} is a normalization factor, $N_{\text{sb}}(x)$ is the number of events observed in the sideband region, in bins of m_{ZH} , and $\alpha(x)$ is a binned ratio between the shapes of the m_{ZH} distributions in the signal and sideband region, taken from the sum of MC components. The normalization factor is found through a fit of the observed pruned jet mass distribution, following the procedure used in Ref. [17]. The pruned jet mass distribution in the region $20 < m_{\text{jet}}^p < 200$ GeV, $\tau_{21} < 0.75$ is fit in MC samples with the following function:

$$F(x) = \mathcal{N} e^{Ax} (1 + \text{erf}[(x - b)/c]), \quad (3)$$

Table 2

Summary of the signal efficiencies, number of expected background events, and number of observed events for the six $\tau\tau$ channels. Only statistical uncertainties are included. For the all-leptonic and semileptonic channels, numbers of expected background events and observed events are evaluated for each mass point in m_{ZH} intervals corresponding to ± 2.5 times the expected resolution. For the all-hadronic channel we consider the number of expected background, signal, and observed events for $m_{\text{ZH}} > 800$ GeV. When the expected background is zero, the 68% confidence level upper limit is listed.

	Mass (TeV)	$\tau_e\tau_e$	$\tau_e\tau_\mu$	$\tau_\mu\tau_\mu$	$\tau_e\tau_h$	$\tau_\mu\tau_h$	$\tau_h\tau_h$
$\mathcal{B}(\tau\tau)$		3.2%	6.2%	3.0%	23.1%	22.6%	41.9%
$\varepsilon_{\text{sig}}(\%)$	0.8	2.8 ± 0.7	3.4 ± 0.5	4.2 ± 0.7	3.3 ± 0.3	4.4 ± 0.3	2.2 ± 0.2
	0.9	11 ± 1	16 ± 1	20 ± 2	14.3 ± 0.5	18.7 ± 0.6	11.5 ± 0.4
	1.0	17 ± 2	24 ± 1	38 ± 2	21.2 ± 0.6	29.3 ± 0.7	18.0 ± 0.5
	1.2	26 ± 2	30 ± 1	39 ± 2	28.3 ± 0.7	35.8 ± 0.7	23.0 ± 0.5
	1.5	30 ± 2	42 ± 2	53 ± 2	29.2 ± 0.8	38.1 ± 0.9	29.1 ± 0.7
	2.0	28 ± 2	39 ± 2	56 ± 3	31.1 ± 0.8	39.2 ± 0.9	31.9 ± 0.7
	2.5	27 ± 2	37 ± 2	42 ± 2	26.8 ± 0.8	37.0 ± 0.8	30.1 ± 0.7
N_{bkg}	0.8	0.3 ± 0.5	1.1 ± 0.8	1.6 ± 1.2	6.1 ± 2.0	6.7 ± 2.1	
	0.9	0.5 ± 0.4	1.7 ± 1.2	3.8 ± 2.1	9.8 ± 3.2	9.2 ± 2.9	
	1.0	1.4 ± 1.4	1.7 ± 1.0	2.0 ± 0.9	9.5 ± 3.5	7.6 ± 2.2	
	1.2	1.2 ± 1.2	1.2 ± 0.8	1.4 ± 0.6	5.0 ± 2.0	6.6 ± 2.3	
	1.5	0.4 ± 0.4	0.07 ± 0.04	0.9 ± 0.4	4.3 ± 1.8	2.6 ± 0.9	$6.1^{+3.2}_{-2.5}$
	2.0	<0.5	<0.4	0.7 ± 0.4	0.1 ± 0.1	<0.4	
	2.5	<2.1	<0.3	0.3 ± 0.1	0.18 ± 0.05	<0.5	
N_{obs}	0.8	1	1	2	3	10	
	0.9	2	2	3	4	13	
	1.0	2	2	5	2	13	
	1.2	0	1	3	5	12	
	1.5	0	0	1	2	5	
	2.0	0	1	0	0	0	
	2.5	0	0	0	0	0	

where “erf” is the error function and the parameters a , b and c are estimated from the MC simulation. A fit to the observed distribution, excluding the signal region, is then used to determine \mathcal{N} . Fig. 1 shows the observed distributions of m_{ZH} in all-leptonic channels, along with the corresponding MC expectations for signal and background, as well as the background estimation derived with the above procedure.

In the semileptonic channels, a control sample defined by the preselection described before, but requiring at least one b-tagged jet, is selected. It has been established with simulation that more than 95% of this sample is composed of $t\bar{t}$ events. Two scale factors (SFs) relating the ratio of the observed to simulated event rates, one for the $t\bar{t}$ peaking contribution and the other for the $t\bar{t}$ combinatorial background, are estimated from this control sample. The pruned jet mass distribution is fit with the sum of two functions:

$$F_{t\bar{t}}(x) = N(\text{non-peaking}) e^{Ax} (1 + \text{erf}[(x - B)/C]) + N(\text{peaking}) \mathcal{G}(D, E) \quad (4)$$

where A , B , and C define the shape of the non-peaking component, analogous to Eq. (3), and $\mathcal{G}(D, E)$ is a Gaussian function of mean D and standard deviation E . The values of these two parameters are fixed to those found in the analysis searching for vector boson pair resonances [17] because we are using the same Z-jet reconstruction. From this fit, the two scale factors between data and MC are found, one for each contribution: $r_1^{\text{SF}} = N(\text{peaking})_{\text{data}}/N(\text{peaking})_{\text{MC}}$ and $r_2^{\text{SF}} = N(\text{non-peaking})_{\text{data}}/N(\text{non-peaking})_{\text{MC}}$. The same procedure as for the all-leptonic channels is then applied, fitting the observed sideband distribution but using a modified function, given by the sum of the $t\bar{t}$ contribution and the function of Eq. (3), where the $t\bar{t}$ normalization is fixed at the MC expectation, scaled by the two SFs. Fig. 2 shows the distributions of m_{ZH} in semileptonic channels, along with the corresponding MC expectations and the background estimation derived with the above procedure.

For each of the methods used, consistency checks comparing data and background predictions are performed using samples of events at the preselection level, that are expected to have

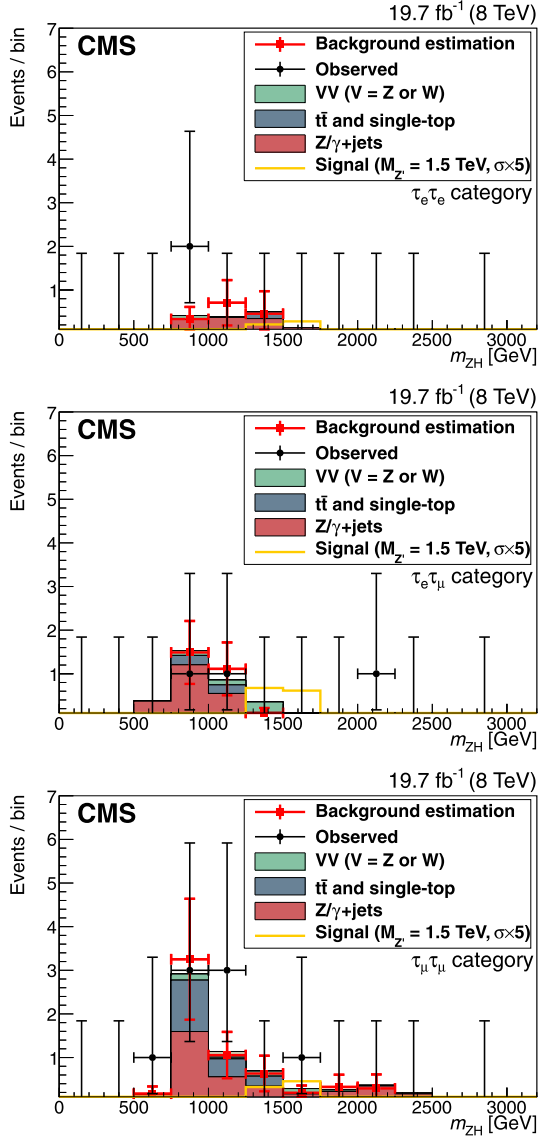


Fig. 1. Observed distributions of m_{ZH} for the all-leptonic channels along with the corresponding MC expectations for signal and background, as well as background estimation derived from data: (top) $\tau_e \tau_e$ category; (middle) $\tau_e \tau_\mu$ category; (bottom) $\tau_\mu \tau_\mu$ category. Ten equal-size histogram bins cover the region from 0 to 2.5 TeV, while a single bin is used at higher m_{ZH} because of the limited number of MC and data events. The signal cross section is scaled by a factor of 5.

small contributions from potential signal resonances. In the case of the semileptonic channels, we show in Fig. 3 the distribution of m_{jet}^p for data and MC at the preselection level. The black line, representing the fit to data, is obtained by the sum of Eqs. (3) and (4), with the $t\bar{t}$ shape as obtained from the control sample, the $t\bar{t}$ normalization is fixed to MC scaled by the two SFs, and the other components are free in the sideband fit. An overall agreement between data and prediction is observed. The background prediction in the signal region is 156 ± 26 events, with an observation of 151 events, for the $\tau_e \tau_h$ channel and 204 ± 31 events, with an observation of 203 events, for the $\tau_\mu \tau_h$ channel.

In the all-hadronic channel, for events where the leading jet satisfies the requirement $\tau_{21} < 0.75$, a plane is defined using the m_{jet}^p and $m_{\tau\tau}$ variables and four regions are considered, as shown in Fig. 4. Most of the signal events are expected in region A, while regions B, C, D are dominated by background events. Studies of the correlation factors for simulated events and in regions orthogonal

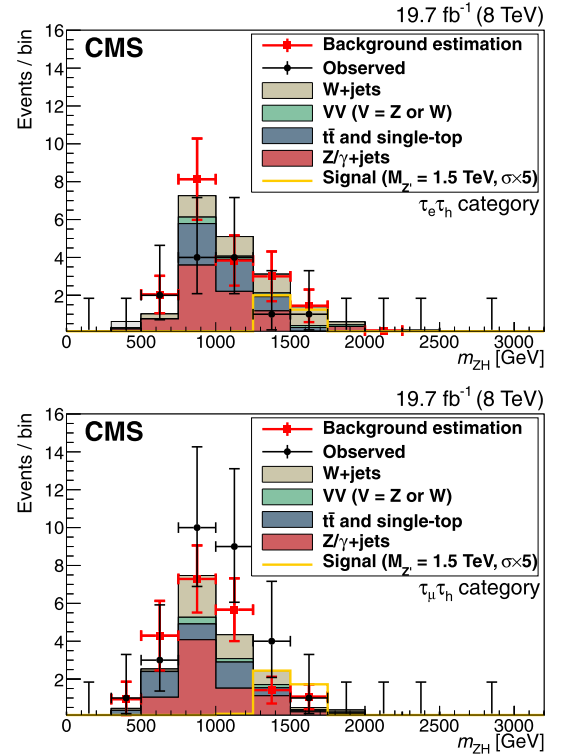


Fig. 2. Observed distributions of m_{ZH} for the semileptonic channels along with the corresponding MC expectations for signal and background, as well as background estimation derived from data: (top) $\tau_e \tau_h$ category; (bottom) $\tau_\mu \tau_h$ category. Ten equal-size histogram bins cover the region from 0 to 2.5 TeV, while a single bin is used at higher m_{ZH} because of the limited number of MC and data events. The signal cross section is scaled by a factor of 5.

to the signal region show that the variables m_{jet}^p and $m_{\tau\tau}$ are essentially uncorrelated. In this case, the total number of background events in the region A can be estimated as:

$$N_{\text{bkg}} = (N_B N_D) / N_C. \quad (5)$$

The method described by Eq. (5), called “ABCD method”, gives a background prediction in the signal region that has been checked to be insensitive to possible signal contamination in the regions B, C, D.

Fig. 5 shows the observed distributions of m_{ZH} in the $\tau_h \tau_h$ channel, along with the corresponding MC expectations for signal and background. The low number of events in regions B, C, D is not sufficient to derive the shape of the distribution in the signal region using the ABCD method. We use the results from this method to compute the cross section upper limits, which are obtained without assumptions about the shape of the distributions. The ABCD method is checked using an alternative background estimation technique, where $t\bar{t}$, $W + \text{jets}$ and $Z + \text{jets}$ background contributions are given by Eq. (2), while the QCD multijet background is estimated from a control sample of events where at least one τ candidate fails the isolation requirement. The same control sample is used to obtain the shape of the QCD distribution in the signal region presented in Fig. 5.

8. Systematic uncertainties

The sources of systematic uncertainty in this analysis, which affect either the background estimation or the signal efficiencies, are described below.

For the signal efficiency, the main uncertainties come from the limited number of signal MC events (3–10%), the integrated lumi-

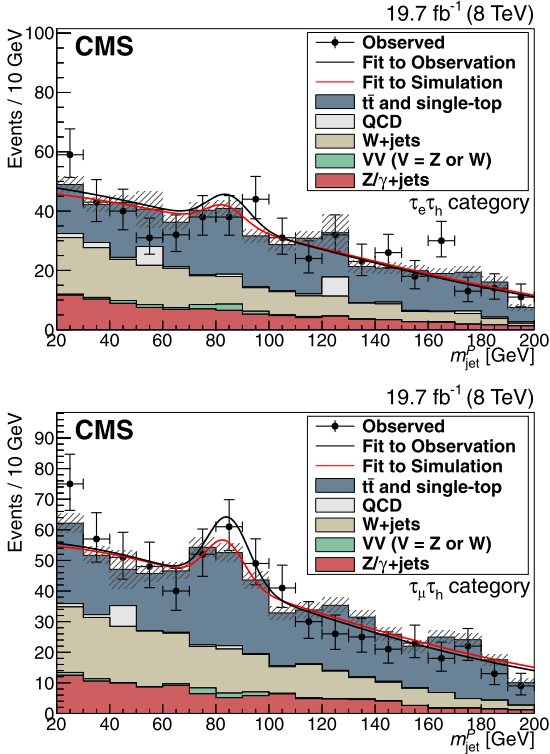


Fig. 3. Observed distributions of m_{jet}^p for the semileptonic channels along with the corresponding MC expectations for signal and background: (top) $\tau_e \tau_h$ category; (bottom) $\tau_\mu \tau_h$ category. Fits are performed for MC and data (as discussed in the text).

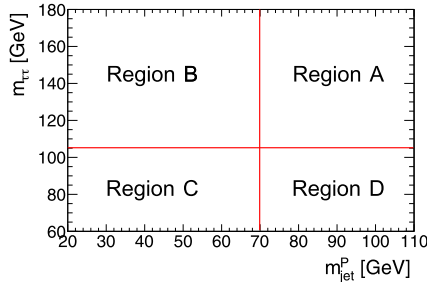


Fig. 4. Definitions of the A, B, C, and D regions in the $m_{\text{jet}}^p / m_{\tau\tau}$ plane used in the background estimation for the all-hadronic channel.

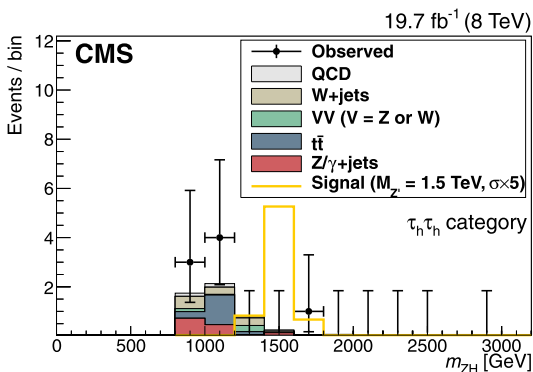


Fig. 5. Observed distributions of $m_{Z\text{H}}$ for the $\tau_h \tau_h$ category along with the corresponding MC expectations for signal and background. Ten equal-size histogram bins cover the region from 0 to 2.5 TeV, while a single bin is used at higher $m_{Z\text{H}}$ because of the limited number of MC and data events. The signal cross section is scaled by a factor of 5.

osity (2.5%) [56], and the uncertainty on the modeling of pileup (0.2–2.2%). Hereafter, the ranges indicate the different channels and mass regions used in the evaluation of the upper limits. The scale factors for lepton identification are derived from dedicated analyses of observed and simulated $Z \rightarrow \ell^+ \ell^-$ events, using the “tag-and-probe” method [50,51,57]. The uncertainties in these factors are taken as systematic uncertainties and amount to 1–4% for electrons, 1–6% for muons and 9–26% for τ leptons decaying hadronically. The jet and lepton four-momenta are varied over a range given by the energy scale and resolution uncertainties [41]. In this process, variations in the lepton and jet four-momenta are propagated consistently to \vec{p}_T^{miss} . For the all-leptonic and semileptonic channels, additional uncertainties come from the procedure of removing nearby tracks and leptons used in the hadronic τ reconstruction, and from the isolation variable computation in the case of boosted topologies. The inefficiency resulting from these procedures, as measured in signal simulation, is assigned as a systematic uncertainty, corresponding to 1–16% for τ reconstruction and 1–21% for isolation. In the all-hadronic analysis, a constant uncertainty of 10% is assigned for the application of the τ reconstruction procedure to collimated subjets, comparing the performance for isolated and non-isolated τ leptons in simulation. The jet trigger efficiency has an uncertainty of $<1\%$, as determined from a less selective trigger. Following the method derived for vector boson identification in merged jets [58], a scale factor of 0.94 ± 0.06 is used for the efficiency of the pruning and subjet searching techniques applied on the CA jet, where the uncertainty is included in the estimation of the overall systematic uncertainty. For the b tagging, data-to-MC corrections derived from several control samples are applied and the uncertainties on these corrections are propagated as systematic uncertainties in the analysis (2–6%). The procedure used to derive the b-tagging systematic uncertainties is described in Ref. [54].

The uncertainties in the background estimate are dominated by the limited numbers of MC events and sideband data events (4–16 events in all-leptonic channels, 34–37 events in semileptonic channels and 29 in the all-hadronic channels). In the analysis of the all-leptonic and semileptonic channels, additional uncertainties in the background yields of 10–96% originate from the limited number of events of the background MC samples used in the computation of the $\alpha(x)$ quantity, and 18–47% from the normalization fit.

9. Results

Table 2 shows the signal efficiencies (computed using a sample generated with corresponding τ decays), the background expectation and the number of observed events for the six analysis channels.

Having observed no significant deviations in the observed number of events from the expected background, we set upper limits on the production cross section of a new resonance in the $Z\text{H}$ final state. We use the CL_s criterion [59,60] to extract upper bounds on the cross section, combining all six event categories. The test statistic is a profile likelihood ratio [61] and the systematic uncertainties are treated as nuisance parameters with the frequentist approach. The nuisance parameters are described with log-normal prior probability distribution functions, except for those related to the extrapolation from sideband events, which are expected to follow a Γ distribution [61]. In the all-leptonic and semileptonic channels, the numbers of signal and background events are calculated for a region corresponding to ± 2.5 times the expected resolution around each mass point in $m_{Z\text{H}}$, while in the all-hadronic channel we consider the number of expected background, signal and observed events in $m_{Z\text{H}} > 800$ GeV for each mass point. The

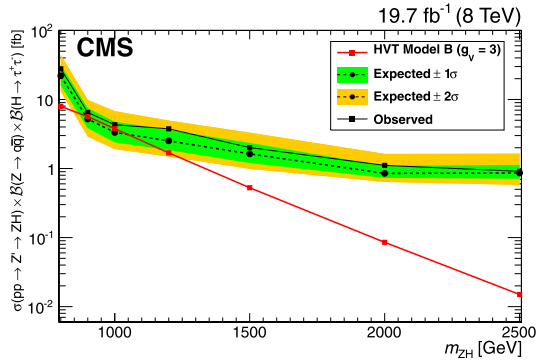


Fig. 6. Expected and observed upper limits on the quantity $\sigma(Z' \rightarrow ZH) \mathcal{B}(Z' \rightarrow q\bar{q}) \times \mathcal{B}(H \rightarrow \tau^+\tau^-)$ for the six analysis channels combined. Green and yellow bands correspond to $\pm 1\sigma$ or $\pm 2\sigma$ variations on the expected upper limit, respectively. (For interpretation of the references to color in this figure legend, the reader is referred to the web version of this article.)

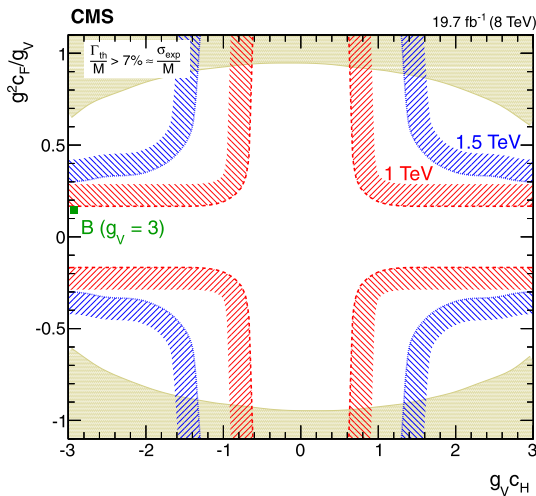


Fig. 7. Exclusion regions in the plane of the HVT-model coupling constants ($g_V c_H$, $g^2 c_F / g_V$) for two resonance masses, 1.0 and 1.5 TeV. The point B of the benchmark model used in the analysis, corresponding to $g_V = 3$ and $c_F = -c_H = 1$, is also shown. The boundaries of the regions of the plane excluded by this search are indicated by the dashed and dotted lines, and associated hatching. The areas indicated by the solid line and solid shading correspond to regions where the theoretical width is larger than the experimental resolution of the present search and thus the narrow-resonance assumption is not satisfied.

expected and observed upper limits are shown in Fig. 6. Production cross sections times branching fraction in a range between 0.9 and 27.8 fb, depending on the resonance mass (0.8–2.5 TeV), are excluded at a 95% confidence level.

In Fig. 6, the results from this analysis are also compared to the cross section of the theoretical model, used as benchmark model in this paper and studied in Ref. [25]. In this model, the parameters are chosen to be $g_V = 3$ and $c_F = -c_H = 1$, corresponding to a strongly coupled sector. In Fig. 7, a scan of the coupling parameters and the corresponding regions of exclusion in the HVT model are shown. The parameters are defined as $g_V c_H$ and $g^2 c_F / g_V$, related to the coupling strength of the new resonance to the Higgs boson and to fermions. Regions of the plane excluded by this search are indicated by hatched areas. Ranges of the scan are limited by the assumption that the new resonance is narrow.

10. Summary

A search for a highly massive (≥ 0.8 TeV) and narrow resonance decaying to Z and H bosons that decay in turn to merged dijet

and $\tau^+\tau^-$ final states has been conducted with data samples collected in 8 TeV proton–proton collisions by the CMS experiment in 2012. For a high-mass resonance decaying to much lighter Z and H bosons, the final state particles must be detected and reconstructed in small angular regions. This is the first search performed by adopting novel and advanced reconstruction techniques to accomplish that end. From a combination of all possible decay modes of the τ leptons, production cross sections in a range between 0.9 and 27.8 fb, depending on the resonance mass (0.8–2.5 TeV), are excluded at a 95% confidence level.

Acknowledgements

We congratulate our colleagues in the CERN accelerator departments for the excellent performance of the LHC and thank the technical and administrative staffs at CERN and at other CMS institutes for their contributions to the success of the CMS effort. In addition, we gratefully acknowledge the computing centers and personnel of the Worldwide LHC Computing Grid for delivering so effectively the computing infrastructure essential to our analyses. Finally, we acknowledge the enduring support for the construction and operation of the LHC and the CMS detector provided by the following funding agencies: BMWFW and FWF (Austria); FNRS and FWO (Belgium); CNPq, CAPES, FAPERJ, and FAPESP (Brazil); MES (Bulgaria); CERN; CAS, MOST, and NSFC (China); COLCIENCIAS (Colombia); MSES and CSF (Croatia); RPF (Cyprus); MoER, ERC IUT and ERDF (Estonia); Academy of Finland, MEC, and HIP (Finland); CEA and CNRS/IN2P3 (France); BMBF, DFG, and HGF (Germany); GSRT (Greece); OTKA and NIH (Hungary); DAE and DST (India); IPM (Iran); SFI (Ireland); INFN (Italy); MSIP and NRF (Republic of Korea); LAS (Lithuania); MOE and UM (Malaysia); CINVESTAV, CONACYT, SEP, and UASLP-FAI (Mexico); MBIE (New Zealand); PAEC (Pakistan); MSHE and NSC (Poland); FCT (Portugal); JINR (Dubna); MON, RosAtom, RAS and RFBR (Russia); MESTD (Serbia); SEIDI and CPAN (Spain); Swiss Funding Agencies (Switzerland); MST (Taipei); ThEPCenter, IPST, STAR and NSTDA (Thailand); TUBITAK and TAEK (Turkey); NASU and SFFR (Ukraine); STFC (United Kingdom); DOE and NSF (USA).

Individuals have received support from the Marie-Curie program and the European Research Council and EPLANET (European Union); the Leventis Foundation; the A.P. Sloan Foundation; the Alexander von Humboldt Foundation; the Belgian Federal Science Policy Office; the Fonds pour la Formation à la Recherche dans l'Industrie et dans l'Agriculture (FRIA-Belgium); the Agentschap voor Innovatie door Wetenschap en Technologie (IWT-Belgium); the Ministry of Education, Youth and Sports (MEYS) of the Czech Republic; the Council of Science and Industrial Research, India; the HOMING PLUS program of Foundation for Polish Science, cofinanced from European Union, Regional Development Fund; the Compagnia di San Paolo (Torino); the Consorzio per la Fisica (Trieste); MIUR project 20108T4XTM (Italy); the Thalís and Aristeia programs cofinanced by EU-ESF and the Greek NSRF; and the National Priorities Research Program by Qatar National Research Fund.

References

- [1] ATLAS Collaboration, Observation of a new particle in the search for the Standard Model Higgs boson with the ATLAS detector at the LHC, Phys. Lett. B 716 (2012) 1, <http://dx.doi.org/10.1016/j.physletb.2012.08.020>, arXiv:1207.7214.
- [2] CMS Collaboration, Observation of a new boson at a mass of 125 GeV with the CMS experiment at the LHC, Phys. Lett. B 716 (2012) 30, <http://dx.doi.org/10.1016/j.physletb.2012.08.021>, arXiv:1207.7235.
- [3] N. Arkani-Hamed, S. Dimopoulos, G.R. Dvali, The hierarchy problem and new dimensions at a millimeter, Phys. Lett. B 429 (1998) 263, [http://dx.doi.org/10.1016/S0370-2693\(98\)00466-3](http://dx.doi.org/10.1016/S0370-2693(98)00466-3), arXiv:hep-ph/9803315.

- [4] A.H. Chamseddine, R. Arnowitt, P. Nath, Locally supersymmetric grand unification, *Phys. Rev. Lett.* 49 (1982) 970, <http://dx.doi.org/10.1103/PhysRevLett.49.970>.
- [5] R. Barbieri, S. Ferrara, C.A. Savoy, Gauge models with spontaneously broken local supersymmetry, *Phys. Lett. B* 119 (1982) 343, [http://dx.doi.org/10.1016/0370-2693\(82\)90685-2](http://dx.doi.org/10.1016/0370-2693(82)90685-2).
- [6] K. Agashe, R. Contino, A. Pomarol, The minimal composite Higgs model, *Nucl. Phys. B* 719 (2005) 165, <http://dx.doi.org/10.1016/j.nuclphysb.2005.04.035>, arXiv:hep-ph/0412089.
- [7] R. Contino, L. Da Rold, A. Pomarol, Light custodians in natural composite Higgs models, *Phys. Rev. D* 75 (2007) 055014, <http://dx.doi.org/10.1103/PhysRevD.75.055014>.
- [8] L. Randall, R. Sundrum, Large mass hierarchy from a small extra dimension, *Phys. Rev. Lett.* 83 (1999) 3370, <http://dx.doi.org/10.1103/PhysRevLett.83.3370>.
- [9] A. Leike, The phenomenology of extra neutral gauge bosons, *Phys. Rep.* 317 (1999) 143, [http://dx.doi.org/10.1016/S0370-1573\(98\)00133-1](http://dx.doi.org/10.1016/S0370-1573(98)00133-1), arXiv:hep-ph/9805494.
- [10] T.G. Rizzo, *Z' phenomenology and the LHC*, arXiv:hep-ph/0610104, 2006.
- [11] R. Contino, D. Marzocca, D. Pappadopulo, R. Rattazzi, On the effect of resonances in composite Higgs phenomenology, *J. High Energy Phys.* 1110 (2011) 081, [http://dx.doi.org/10.1007/JHEP10\(2011\)081](http://dx.doi.org/10.1007/JHEP10(2011)081), arXiv:1109.1570.
- [12] D. Marzocca, M. Serone, J. Shu, General composite Higgs models, *J. High Energy Phys.* 1208 (2012) 013, [http://dx.doi.org/10.1007/JHEP08\(2012\)013](http://dx.doi.org/10.1007/JHEP08(2012)013), arXiv:1205.0770.
- [13] ATLAS Collaboration, Search for a CP-odd Higgs boson decaying to Zh in pp collisions at $\sqrt{s} = 8$ TeV with the ATLAS detector, *Phys. Lett. B* 744 (2015) 163, <http://dx.doi.org/10.1016/j.physletb.2015.03.054>.
- [14] ATLAS Collaboration, Search for WZ resonances in the fully leptonic channel using pp collisions at $\sqrt{s} = 8$ TeV with the ATLAS detector, *Phys. Lett. B* 737 (2014) 223, <http://dx.doi.org/10.1016/j.physletb.2014.08.039>, arXiv:1406.4456.
- [15] ATLAS Collaboration, Search for resonant diboson production in the $\ell\ell q\bar{q}$ final state in pp collisions at $\sqrt{s} = 8$ TeV with the ATLAS detector, *Eur. Phys. J. C* 75 (2015) 69, <http://dx.doi.org/10.1140/epjc/s10052-015-3261-8>, arXiv:1409.6190.
- [16] ATLAS Collaboration, Search for Higgs boson pair production in the $\gamma\gamma b\bar{b}$ final state using pp collision data at $\sqrt{s} = 8$ TeV from the ATLAS detector, *Phys. Rev. Lett.* 114 (2015) 081802, <http://dx.doi.org/10.1103/PhysRevLett.114.081802>, arXiv:1406.5053.
- [17] CMS Collaboration, Search for massive resonances decaying into pairs of boosted bosons in semi-leptonic final states at $\sqrt{s} = 8$ TeV, *J. High Energy Phys.* 1408 (2014) 174, [http://dx.doi.org/10.1007/JHEP08\(2014\)174](http://dx.doi.org/10.1007/JHEP08(2014)174), arXiv:1405.3447.
- [18] CMS Collaboration, Search for massive resonances in dijet systems containing jets tagged as W or Z boson decays in pp collisions at $\sqrt{s} = 8$ TeV, *J. High Energy Phys.* 1408 (2014) 173, [http://dx.doi.org/10.1007/JHEP08\(2014\)173](http://dx.doi.org/10.1007/JHEP08(2014)173), arXiv:1405.1994.
- [19] CMS Collaboration, Search for new resonances decaying via WZ to leptons in proton–proton collisions at $\sqrt{s} = 8$ TeV, *Phys. Lett. B* 740 (2014) 83, <http://dx.doi.org/10.1016/j.physletb.2014.11.026>, arXiv:1407.3476.
- [20] ATLAS Collaboration, Search for a new resonance decaying to a W or Z boson and a Higgs boson in the $\ell\ell/\ell\nu/\nu\nu + b\bar{b}$ final states with the ATLAS detector, *Eur. Phys. J. C* (2015) 263, <http://dx.doi.org/10.1140/epjc/s10052-015-3474-x>, arXiv:1503.08089, 2015.
- [21] CMS Collaboration, Search for a pseudoscalar boson decaying into a Z boson and the 125 GeV Higgs boson in $l\bar{l}b\bar{b}$ final states, *Phys. Lett. B* (2015), submitted for publication, arXiv:1504.04710, 2015.
- [22] CMS Collaboration, Search for resonant pair production of Higgs bosons decaying to two bottom quark–antiquark pairs in proton–proton collisions at 8 TeV, *Phys. Lett. B* (2015), submitted for publication, arXiv:1503.04114, 2015.
- [23] ATLAS Collaboration, Search for high-mass diboson resonances with boson-tagged jets in proton–proton collisions at $\sqrt{s} = 8$ TeV with the ATLAS detector, *J. High Energy Phys.* (2015), submitted for publication, arXiv:1506.00962, 2015.
- [24] ATLAS Collaboration, Search for Higgs boson pair production in the $b\bar{b}b\bar{b}$ final state from pp collisions at $\sqrt{s} = 8$ TeV with the ATLAS detector, *Eur. Phys. J. C* (2015), submitted for publication, arXiv:1506.00285, 2015.
- [25] D. Pappadopulo, A. Thamm, R. Torre, A. Wulzer, Heavy vector triplets: bridging theory and data, arXiv:1402.4431, 2014.
- [26] M. Schmaltz, C. Spethmann, Two simple W' models for the early LHC, *J. High Energy Phys.* 1107 (2011) 046, [http://dx.doi.org/10.1007/JHEP07\(2011\)046](http://dx.doi.org/10.1007/JHEP07(2011)046), arXiv:1011.5918.
- [27] B. Bellazzini, C. Csaki, J. Hubisz, J. Serra, J. Terning, Composite Higgs sketch, *J. High Energy Phys.* 1211 (2012) 003, [http://dx.doi.org/10.1007/JHEP11\(2012\)003](http://dx.doi.org/10.1007/JHEP11(2012)003), arXiv:1205.4032.
- [28] CMS Collaboration, The CMS experiment at the CERN LHC, *J. Instrum.* 3 (2008) S08004, <http://dx.doi.org/10.1088/1748-0221/3/08/S08004>.
- [29] M. Cacciari, G.P. Salam, G. Soyez, The anti- k_t jet clustering algorithm, *J. High Energy Phys.* 0804 (2008) 063, <http://dx.doi.org/10.1088/1126-6708/2008/04/063>, arXiv:0802.1189.
- [30] J. Alwall, M. Herquet, F. Maltoni, O. Mattelaer, T. Stelzer, MadGraph 5: going beyond, *J. High Energy Phys.* 1106 (2011) 128, [http://dx.doi.org/10.1007/JHEP06\(2011\)128](http://dx.doi.org/10.1007/JHEP06(2011)128), arXiv:1106.0522.
- [31] C. Duhr, Hidden abelian Higgs model, <http://feynrules.irmp.ucl.ac.be/wiki/HiddenAbelianHiggsModel>, 2011.
- [32] P. Nason, A new method for combining NLO QCD with shower Monte Carlo algorithms, *J. High Energy Phys.* 0411 (2004) 040, <http://dx.doi.org/10.1088/1126-6708/2004/11/040>, arXiv:hep-ph/0409146.
- [33] S. Frixione, P. Nason, C. Oleari, Matching NLO QCD computations with parton shower simulations: the POWHEG method, *J. High Energy Phys.* 0711 (2007) 070, <http://dx.doi.org/10.1088/1126-6708/2007/11/070>, arXiv:0709.2092.
- [34] S. Alioli, P. Nason, C. Oleari, E. Re, A general framework for implementing NLO calculations in shower Monte Carlo programs: the POWHEG BOX, *J. High Energy Phys.* 1006 (2010) 043, [http://dx.doi.org/10.1007/JHEP06\(2010\)043](http://dx.doi.org/10.1007/JHEP06(2010)043), arXiv:1002.2581.
- [35] S. Alioli, S.-O. Moch, P. Uwer, Hadronic top-quark pair-production with one jet and parton showering, *J. High Energy Phys.* 1201 (2012) 137, [http://dx.doi.org/10.1007/JHEP01\(2012\)137](http://dx.doi.org/10.1007/JHEP01(2012)137), arXiv:1110.5251.
- [36] T. Sjöstrand, S. Mrenna, P. Skands, PYTHIA 6.4 physics and manual, *J. High Energy Phys.* 0605 (2006) 026, <http://dx.doi.org/10.1088/1126-6708/2006/05/026>, arXiv:hep-ph/0603175.
- [37] S. Jadach, J.H. Kühn, Z. Was, TAUOLA – a library of Monte Carlo programs to simulate decays of polarized tau leptons, *Comput. Phys. Commun.* 64 (1991) 275, [http://dx.doi.org/10.1016/0010-4655\(91\)90038-M](http://dx.doi.org/10.1016/0010-4655(91)90038-M).
- [38] S. Agostinelli, et al., GEANT4, GEANT4 – a simulation toolkit, *Nucl. Instrum. Methods Phys. Res., Sect. A, Accel. Spectrom. Detect. Assoc. Equip.* 506 (2003) 250, [http://dx.doi.org/10.1016/S0168-9002\(03\)01368-8](http://dx.doi.org/10.1016/S0168-9002(03)01368-8).
- [39] CMS Collaboration, Particle-flow event reconstruction in CMS and performance for jets, taus, and E_T^{miss} , CMS Physics Analysis Summary CMS-PAS-PFT-09-001, CERN, 2009, <http://cdsweb.cern.ch/record/1194487>.
- [40] CMS Collaboration, Commissioning of the particle-flow event reconstruction with the first LHC collisions recorded in the CMS detector, CMS Physics Analysis Summary CMS-PAS-PFT-10-001, 2010, <http://cdsweb.cern.ch/record/1247373>.
- [41] CMS Collaboration, Determination of jet energy calibration and transverse momentum resolution in CMS, *J. Instrum.* 6 (2011) 11002, <http://dx.doi.org/10.1088/1748-0221/6/11/P11002>, arXiv:1107.4277.
- [42] CMS Collaboration, Performance of missing transverse momentum reconstruction algorithms in proton–proton collisions at $\sqrt{s} = 8$ TeV with the CMS detector, CMS Physics Analysis Summary CMS-PAS-JME-12-002, CERN, 2012, <http://cdsweb.cern.ch/record/1543527>.
- [43] M. Wobisch, T. Wengler, Hadronization corrections to jet cross-sections in deep inelastic scattering, arXiv:hep-ph/9907280, 1998.
- [44] J. Thaler, K. Van Tilburg, Identifying boosted objects with N -subjettiness, *J. High Energy Phys.* 1103 (2011) 015, [http://dx.doi.org/10.1007/JHEP03\(2011\)015](http://dx.doi.org/10.1007/JHEP03(2011)015), arXiv:1011.2268.
- [45] S. Catani, Y.L. Dokshitzer, M.H. Seymour, B.R. Webber, Longitudinally invariant anti- k_t clustering algorithms for hadron–hadron collisions, *Nucl. Phys. B* 406 (1993) 187, [http://dx.doi.org/10.1016/0550-3213\(93\)90166-M](http://dx.doi.org/10.1016/0550-3213(93)90166-M).
- [46] S.D. Ellis, D.E. Soper, Successive combination jet algorithm for hadron collisions, *Phys. Rev. D* 48 (1993) 3160, <http://dx.doi.org/10.1103/PhysRevD.48.3160>, arXiv:hep-ph/9305266.
- [47] CMS Collaboration, Identification techniques for highly boosted W bosons that decay into hadrons, *J. High Energy Phys.* 1412 (2014) 017, [http://dx.doi.org/10.1007/JHEP12\(2014\)017](http://dx.doi.org/10.1007/JHEP12(2014)017), arXiv:1410.4227.
- [48] S. Baffioni, C. Charlot, F. Ferri, D. Futyan, P. Meridiani, I. Puljak, C. Rovelli, R. Salerno, Y. Siois, Electron reconstruction in CMS, *Eur. Phys. J. C* 49 (2007) 1099, <http://dx.doi.org/10.1140/epjc/s10052-006-0175-5>.
- [49] CMS Collaboration, Description and performance of track and primary-vertex reconstruction with the CMS tracker, *J. Instrum.* 9 (2014) P10009, <http://dx.doi.org/10.1088/1748-0221/9/10/P10009>, arXiv:1405.6569.
- [50] CMS Collaboration, Performance of CMS muon reconstruction in pp collision events at $\sqrt{s} = 7$ TeV, *J. Instrum.* 7 (2012) P10002, <http://dx.doi.org/10.1088/1748-0221/7/10/P10002>, arXiv:1206.4071.
- [51] CMS Collaboration, Performance of tau-lepton reconstruction and identification in CMS, *J. Instrum.* 7 (2012) P01001, <http://dx.doi.org/10.1088/1748-0221/7/01/P01001>, arXiv:1109.6034.
- [52] J.M. Butterworth, A.R. Davison, M. Rubin, G.P. Salam, Jet substructure as a new Higgs search channel at the LHC, *Phys. Rev. Lett.* 100 (2008) 242001, <http://dx.doi.org/10.1103/PhysRevLett.100.242001>, arXiv:0802.2470.
- [53] CMS Collaboration, Evidence for the 125 GeV Higgs boson decaying to a pair of τ leptons, *J. High Energy Phys.* 1405 (2014) 104, [http://dx.doi.org/10.1007/JHEP05\(2014\)104](http://dx.doi.org/10.1007/JHEP05(2014)104), arXiv:1401.5041.
- [54] CMS Collaboration, Identification of b -quark jets with the CMS experiment, *J. Instrum.* 8 (2013) P04013, <http://dx.doi.org/10.1088/1748-0221/8/04/P04013>, arXiv:1211.4462.
- [55] G. Punzi, Sensitivity of searches for new signals and its optimization, in: L. Lyons, R.P. Mount, R. Reitmeyer (Eds.), *PhyStat2003: Statistical Problems in Particle Physics, Astrophysics, and Cosmology*, 2003, arXiv:physics/0308063v2.
- [56] CMS Collaboration, CMS luminosity based on pixel cluster counting – summer 2013 update, CMS Physics Analysis Summary CMS-PAS-LUM-13-001, 2013, <http://cdsweb.cern.ch/record/1598864>.

- [57] CMS Collaboration, Electron reconstruction and identification at $\sqrt{s} = 7$ TeV, CMS Physics Analysis Summary CMS-PAS-EGM-10-004, CERN, 2010, <http://cdsweb.cern.ch/record/1299116>.
- [58] CMS Collaboration, Identifying hadronically decaying vector bosons merged into a single jet, CERN, 2013, <http://cdsweb.cern.ch/record/1577417>.
- [59] A.L. Read, Presentation of search results: the CL_s technique, J. Phys. G 28 (2002) 2693, <http://dx.doi.org/10.1088/0954-3899/28/10/313>.
- [60] T. Junk, Confidence level computation for combining searches with small statistics, Nucl. Instrum. Methods Phys. Res., Sect. A, Accel. Spectrom. Detect. Assoc. Equip. 434 (1999) 435, [http://dx.doi.org/10.1016/S0168-9002\(99\)00498-2](http://dx.doi.org/10.1016/S0168-9002(99)00498-2), arXiv:hep-ex/9902006.
- [61] ATLAS Collaborations, CMS Collaborations, Procedure for the LHC Higgs boson search combination in summer 2011, Technical Report ATL-PHYS-PUB-2011-011, CMS-NOTE-2011-005, CERN, 2011, <https://cds.cern.ch/record/1379837>.

CMS Collaboration

V. Khachatryan, A.M. Sirunyan, A. Tumasyan

Yerevan Physics Institute, Yerevan, Armenia

W. Adam, T. Bergauer, M. Dragicevic, J. Erö, M. Friedl, R. Frühwirth¹, V.M. Ghete, C. Hartl, N. Hörmann, J. Hrubec, M. Jeitler¹, W. Kiesenhofer, V. Knünz, M. Krammer¹, I. Krätschmer, D. Liko, I. Mikulec, D. Rabady², B. Rahbaran, H. Rohringer, R. Schöfbeck, J. Strauss, W. Treberer-Treberspurg, W. Waltenberger, C.-E. Wulz¹

Institut für Hochenergiephysik der OeAW, Wien, Austria

V. Mossolov, N. Shumeiko, J. Suarez Gonzalez

National Centre for Particle and High Energy Physics, Minsk, Belarus

S. Alderweireldt, S. Bansal, T. Cornelis, E.A. De Wolf, X. Janssen, A. Knutsson, J. Lauwers, S. Luyckx, S. Ochesanu, R. Rougny, M. Van De Klundert, H. Van Haevermaet, P. Van Mechelen, N. Van Remortel, A. Van Spilbeeck

Universiteit Antwerpen, Antwerpen, Belgium

F. Blekman, S. Blyweert, J. D’Hondt, N. Daci, N. Heracleous, J. Keaveney, S. Lowette, M. Maes, A. Olbrechts, Q. Python, D. Strom, S. Tavernier, W. Van Doninck, P. Van Mulders, G.P. Van Onsem, I. Villella

Vrije Universiteit Brussel, Brussel, Belgium

C. Caillol, B. Clerbaux, G. De Lentdecker, D. Dobur, L. Favart, A.P.R. Gay, A. Grebenyuk, A. Léonard, A. Mohammadi, L. Perniè², A. Randle-conde, T. Reis, T. Seva, L. Thomas, C. Vander Velde, P. Vanlaer, J. Wang, F. Zenoni

Université Libre de Bruxelles, Bruxelles, Belgium

V. Adler, K. Beernaert, L. Benucci, A. Cimmino, S. Costantini, S. Crucy, A. Fagot, G. Garcia, J. McCartin, A.A. Ocampo Rios, D. Poyraz, D. Ryckbosch, S. Salva Diblen, M. Sigamani, N. Strobbe, F. Thyssen, M. Tytgat, E. Yazgan, N. Zaganidis

Ghent University, Ghent, Belgium

S. Basegmez, C. Beluffi³, G. Bruno, R. Castello, A. Caudron, L. Ceard, G.G. Da Silveira, C. Delaere, T. du Pree, D. Favart, L. Forthomme, A. Giammanco⁴, J. Hollar, A. Jafari, P. Jez, M. Komm, V. Lemaitre, C. Nuttens, D. Pagano, L. Perrini, A. Pin, K. Piotrkowski, A. Popov⁵, L. Quertenmont, M. Selvaggi, M. Vidal Marono, J.M. Vizan Garcia

Université Catholique de Louvain, Louvain-la-Neuve, Belgium

N. Belyi, T. Caebergs, E. Daubie, G.H. Hammad

Université de Mons, Mons, Belgium

W.L. Aldá Júnior, G.A. Alves, L. Brito, M. Correa Martins Junior, T. Dos Reis Martins, J. Molina, C. Mora Herrera, M.E. Pol, P. Rebello Teles

Centro Brasileiro de Pesquisas Físicas, Rio de Janeiro, Brazil

W. Carvalho, J. Chinellato⁶, A. Custódio, E.M. Da Costa, D. De Jesus Damiao, C. De Oliveira Martins, S. Fonseca De Souza, H. Malbouisson, D. Matos Figueiredo, L. Mundim, H. Nogima, W.L. Prado Da Silva, J. Santaolalla, A. Santoro, A. Sznajder, E.J. Tonelli Manganote⁶, A. Vilela Pereira

Universidade do Estado do Rio de Janeiro, Rio de Janeiro, Brazil

C.A. Bernardes^b, S. Dogra^a, T.R. Fernandez Perez Tomei^a, E.M. Gregores^b, P.G. Mercadante^b, S.F. Novaes^a, Sandra S. Padula^a

^a *Universidade Estadual Paulista, São Paulo, Brazil*

^b *Universidade Federal do ABC, São Paulo, Brazil*

A. Aleksandrov, V. Genchev², R. Hadjiiska, P. Iaydjiev, A. Marinov, S. Piperov, M. Rodozov, S. Stoykova, G. Sultanov, M. Vutova

Institute for Nuclear Research and Nuclear Energy, Sofia, Bulgaria

A. Dimitrov, I. Glushkov, L. Litov, B. Pavlov, P. Petkov

University of Sofia, Sofia, Bulgaria

J.G. Bian, G.M. Chen, H.S. Chen, M. Chen, T. Cheng, R. Du, C.H. Jiang, R. Plestina⁷, F. Romeo, J. Tao, Z. Wang

Institute of High Energy Physics, Beijing, China

C. Asawatangtrakuldee, Y. Ban, S. Liu, Y. Mao, S.J. Qian, D. Wang, Z. Xu, F. Zhang⁸, L. Zhang, W. Zou

State Key Laboratory of Nuclear Physics and Technology, Peking University, Beijing, China

C. Avila, A. Cabrera, L.F. Chaparro Sierra, C. Florez, J.P. Gomez, B. Gomez Moreno, J.C. Sanabria

Universidad de Los Andes, Bogota, Colombia

N. Godinovic, D. Lelas, D. Polic, I. Puljak

University of Split, Faculty of Electrical Engineering, Mechanical Engineering and Naval Architecture, Split, Croatia

Z. Antunovic, M. Kovac

University of Split, Faculty of Science, Split, Croatia

V. Brigljevic, K. Kadija, J. Luetic, D. Mekterovic, L. Sudic

Institute Rudjer Boskovic, Zagreb, Croatia

A. Attikis, G. Mavromanolakis, J. Mousa, C. Nicolaou, F. Ptochos, P.A. Razis, H. Rykaczewski

University of Cyprus, Nicosia, Cyprus

M. Bodlak, M. Finger, M. Finger Jr.⁹

Charles University, Prague, Czech Republic

Y. Assran¹⁰, S. Elgammal¹¹, A. Ellithi Kamel¹², A. Radi^{11,13}

Academy of Scientific Research and Technology of the Arab Republic of Egypt, Egyptian Network of High Energy Physics, Cairo, Egypt

M. Kadastik, M. Murumaa, M. Raidal, A. Tiko

National Institute of Chemical Physics and Biophysics, Tallinn, Estonia

P. Eerola, M. Voutilainen

Department of Physics, University of Helsinki, Helsinki, Finland

J. Härkönen, V. Karimäki, R. Kinnunen, M.J. Kortelainen, T. Lampén, K. Lassila-Perini, S. Lehti, T. Lindén, P. Luukka, T. Mäenpää, T. Peltola, E. Tuominen, J. Tuominiemi, E. Tuovinen, L. Wendland

Helsinki Institute of Physics, Helsinki, Finland

J. Talvitie, T. Tuuva

Lappeenranta University of Technology, Lappeenranta, Finland

M. Besancon, F. Couderc, M. Dejardin, D. Denegri, B. Fabbro, J.L. Faure, C. Favaro, F. Ferri, S. Ganjour, A. Givernaud, P. Gras, G. Hamel de Monchenault, P. Jarry, E. Locci, J. Malcles, J. Rander, A. Rosowsky, M. Titov

DSM/IRFU, CEA/Saclay, Gif-sur-Yvette, France

S. Baffioni, F. Beaudette, P. Busson, E. Chapon, C. Charlot, T. Dahms, L. Dobrzynski, N. Filipovic, A. Florent, R. Granier de Cassagnac, L. Mastrolorenzo, P. Miné, I.N. Naranjo, M. Nguyen, C. Ochando, G. Ortona, P. Paganini, S. Regnard, R. Salerno, J.B. Sauvan, Y. Sirois, C. Veelken, Y. Yilmaz, A. Zabi

Laboratoire Leprince-Ringuet, Ecole Polytechnique, IN2P3–CNRS, Palaiseau, France

J.-L. Agram¹⁴, J. Andrea, A. Aubin, D. Bloch, J.-M. Brom, E.C. Chabert, C. Collard, E. Conte¹⁴, J.-C. Fontaine¹⁴, D. Gelé, U. Goerlach, C. Goetzmann, A.-C. Le Bihan, K. Skovpen, P. Van Hove

Institut Pluridisciplinaire Hubert Curien, Université de Strasbourg, Université de Haute Alsace Mulhouse, CNRS/IN2P3, Strasbourg, France

S. Gadrat

Centre de Calcul de l'Institut National de Physique Nucléaire et de Physique des Particules, CNRS/IN2P3, Villeurbanne, France

S. Beauceron, N. Beaupere, C. Bernet⁷, G. Boudoul², E. Bouvier, S. Brochet, C.A. Carrillo Montoya, J. Chasserat, R. Chierici, D. Contardo², B. Courbon, P. Depasse, H. El Mamouni, J. Fan, J. Fay, S. Gascon, M. Gouzevitch, B. Ille, T. Kurca, M. Lethuillier, L. Mirabito, A.L. Pequegnot, S. Perries, J.D. Ruiz Alvarez, D. Sabes, L. Sgandurra, V. Sordini, M. Vander Donckt, P. Verdier, S. Viret, H. Xiao

Université de Lyon, Université Claude Bernard Lyon 1, CNRS–IN2P3, Institut de Physique Nucléaire de Lyon, Villeurbanne, France

Z. Tsamalaidze⁹

Institute of High Energy Physics and Informatization, Tbilisi State University, Tbilisi, Georgia

C. Autermann, S. Beranek, M. Bontenackels, M. Edelhoff, L. Feld, A. Heister, K. Klein, M. Lipinski, A. Ostapchuk, M. Preuten, F. Raupach, J. Sammet, S. Schael, J.F. Schulte, H. Weber, B. Wittmer, V. Zhukov⁵

RWTH Aachen University, I. Physikalisches Institut, Aachen, Germany

M. Ata, M. Brodski, E. Dietz-Laursonn, D. Duchardt, M. Erdmann, R. Fischer, A. Güth, T. Hebbeker, C. Heidemann, K. Hoepfner, D. Klingebiel, S. Knutzen, P. Kreuzer, M. Merschmeyer, A. Meyer, P. Millet, M. Olschewski, K. Padeken, P. Papacz, H. Reithler, S.A. Schmitz, L. Sonnenschein, D. Teysier, S. Thüer

RWTH Aachen University, III. Physikalisches Institut A, Aachen, Germany

V. Cherepanov, Y. Erdogan, G. Flügge, H. Geenen, M. Geisler, W. Haj Ahmad, F. Hoehle, B. Kargoll, T. Kress, Y. Kuessel, A. Künsken, J. Lingemann², A. Nowack, I.M. Nugent, C. Pistone, O. Pooth, A. Stahl

RWTH Aachen University, III. Physikalisches Institut B, Aachen, Germany

M. Aldaya Martin, I. Asin, N. Bartosik, J. Behr, U. Behrens, A.J. Bell, A. Bethani, K. Borras, A. Burgmeier, A. Cakir, L. Calligaris, A. Campbell, S. Choudhury, F. Costanza, C. Diez Pardos, G. Dolinska, S. Dooling, T. Dorland, G. Eckerlin, D. Eckstein, T. Eichhorn, G. Flucke, J. Garay Garcia, A. Geiser, A. Gizhko, P. Gunnellini, J. Hauk, M. Hempel¹⁵, H. Jung, A. Kalogeropoulos, O. Karachaban¹⁵, M. Kasemann, P. Katsas, J. Kieseler, C. Kleinwort, I. Korol, D. Krücker, W. Lange, J. Leonard, K. Lipka, A. Lobanov, W. Lohmann¹⁵, B. Lutz, R. Mankel, I. Marfin¹⁵, I.-A. Melzer-Pellmann, A.B. Meyer, G. Mittag, J. Mnich, A. Mussgiller, S. Naumann-Emme, A. Nayak, E. Ntomari, H. Perrey, D. Pitzl, R. Placakyte, A. Raspereza, P.M. Ribeiro Cipriano, B. Roland, E. Ron, M.Ö. Sahin, J. Salfeld-Nebgen, P. Saxena, T. Schoerner-Sadenius, M. Schröder, C. Seitz, S. Spannagel, A.D.R. Vargas Trevino, R. Walsh, C. Wissing

Deutsches Elektronen-Synchrotron, Hamburg, Germany

V. Blobel, M. Centis Vignali, A.R. Draeger, J. Erfle, E. Garutti, K. Goebel, M. Görner, J. Haller, M. Hoffmann, R.S. Höing, A. Junkes, H. Kirschenmann, R. Klanner, R. Kogler, T. Lapsien, T. Lenz, I. Marchesini, D. Marconi, J. Ott, T. Peiffer, A. Perieanu, N. Pietsch, J. Poehlsen, T. Poehlsen, D. Rathjens, C. Sander, H. Schettler, P. Schleper, E. Schlieckau, A. Schmidt, M. Seidel, V. Sola, H. Stadie, G. Steinbrück, D. Troendle, E. Usai, L. Vanelderden, A. Vanhoefer

University of Hamburg, Hamburg, Germany

C. Barth, C. Baus, J. Berger, C. Böser, E. Butz, T. Chwalek, W. De Boer, A. Descroix, A. Dierlamm, M. Feindt, F. Frensch, M. Giffels, A. Gilbert, F. Hartmann², T. Hauth, U. Husemann, I. Katkov⁵, A. Kornmayer², P. Lobelle Pardo, M.U. Mozer, T. Müller, Th. Müller, A. Nürnberg, G. Quast, K. Rabbertz, S. Röcker, H.J. Simonis, F.M. Stober, R. Ulrich, J. Wagner-Kuhr, S. Wayand, T. Weiler, R. Wolf

Institut für Experimentelle Kernphysik, Karlsruhe, Germany

G. Anagnostou, G. Daskalakis, T. Gerasis, V.A. Giakoumopoulou, A. Kyriakis, D. Loukas, A. Markou, C. Markou, A. Psallidas, I. Topsis-Giotis

Institute of Nuclear and Particle Physics (INPP), NCSR Demokritos, Aghia Paraskevi, Greece

A. Agapitos, S. Kesisoglou, A. Panagiotou, N. Saoulidou, E. Stiliaris, E. Tziaferi

University of Athens, Athens, Greece

X. Aslanoglou, I. Evangelou, G. Flouris, C. Foudas, P. Kokkas, N. Manthos, I. Papadopoulos, E. Paradas, J. Strologas

University of Ioánnina, Ioánnina, Greece

G. Bencze, C. Hajdu, P. Hidas, D. Horvath¹⁶, F. Sikler, V. Veszpremi, G. Vesztergombi¹⁷, A.J. Zsigmond

Wigner Research Centre for Physics, Budapest, Hungary

N. Beni, S. Czellar, J. Karacsi¹⁸, J. Molnar, J. Palinkas, Z. Szillasi

Institute of Nuclear Research ATOMKI, Debrecen, Hungary

A. Makovec, P. Raics, Z.L. Trocsanyi, B. Ujvari

University of Debrecen, Debrecen, Hungary

S.K. Swain

National Institute of Science Education and Research, Bhubaneswar, India

S.B. Beri, V. Bhatnagar, R. Gupta, U. Bhawandeep, A.K. Kalsi, M. Kaur, R. Kumar, M. Mittal, N. Nishu, J.B. Singh

Panjab University, Chandigarh, India

Ashok Kumar, Arun Kumar, S. Ahuja, A. Bhardwaj, B.C. Choudhary, A. Kumar, S. Malhotra, M. Naimuddin, K. Ranjan, V. Sharma

University of Delhi, Delhi, India

S. Banerjee, S. Bhattacharya, K. Chatterjee, S. Dutta, B. Gomber, Sa. Jain, Sh. Jain, R. Khurana, A. Modak, S. Mukherjee, D. Roy, S. Sarkar, M. Sharan

Saha Institute of Nuclear Physics, Kolkata, India

A. Abdulsalam, D. Dutta, V. Kumar, A.K. Mohanty², L.M. Pant, P. Shukla, A. Topkar

Bhabha Atomic Research Centre, Mumbai, India

T. Aziz, S. Banerjee, S. Bhowmik¹⁹, R.M. Chatterjee, R.K. Dewanjee, S. Dugad, S. Ganguly, S. Ghosh, M. Guchait, A. Gurtu²⁰, G. Kole, S. Kumar, M. Maity¹⁹, G. Majumder, K. Mazumdar, G.B. Mohanty, B. Parida, K. Sudhakar, N. Wickramage²¹

Tata Institute of Fundamental Research, Mumbai, India

S. Sharma

Indian Institute of Science Education and Research (IISER), Pune, India

H. Bakhshiansohi, H. Behnamian, S.M. Etesami²², A. Fahim²³, R. Goldouzian, M. Khakzad, M. Mohammadi Najafabadi, M. Naseri, S. Paktinat Mehdiabadi, F. Rezaei Hosseinabadi, B. Safarzadeh²⁴, M. Zeinali

Institute for Research in Fundamental Sciences (IPM), Tehran, Iran

M. Felcini, M. Grunewald

University College Dublin, Dublin, Ireland

M. Abbrescia^{a,b}, C. Calabria^{a,b}, S.S. Chhibra^{a,b}, A. Colaleo^a, D. Creanza^{a,c}, L. Cristella^{a,b}, N. De Filippis^{a,c}, M. De Palma^{a,b}, L. Fiore^a, G. Iaselli^{a,c}, G. Maggi^{a,c}, M. Maggi^a, S. My^{a,c}, S. Nuzzo^{a,b}, A. Pompili^{a,b}, G. Pugliese^{a,c}, R. Radogna^{a,b,2}, G. Selvaggi^{a,b}, A. Sharma^a, L. Silvestris^{a,2}, R. Venditti^{a,b}, P. Verwilligen^a

^a INFN Sezione di Bari, Bari, Italy

^b Università di Bari, Bari, Italy

^c Politecnico di Bari, Bari, Italy

G. Abbiendi^a, A.C. Benvenuti^a, D. Bonacorsi^{a,b}, S. Braibant-Giacomelli^{a,b}, L. Brigliadori^{a,b}, R. Campanini^{a,b}, P. Capiluppi^{a,b}, A. Castro^{a,b}, F.R. Cavallo^a, G. Codispoti^{a,b}, M. Cuffiani^{a,b}, G.M. Dallavalle^a, F. Fabbri^a, A. Fanfani^{a,b}, D. Fasanella^{a,b}, P. Giacomelli^a, C. Grandi^a, L. Guiducci^{a,b}, S. Marcellini^a, G. Masetti^a, A. Montanari^a, F.L. Navarria^{a,b}, A. Perrotta^a, A.M. Rossi^{a,b}, T. Rovelli^{a,b}, G.P. Siroli^{a,b}, N. Tosi^{a,b}, R. Travaglini^{a,b}

^a INFN Sezione di Bologna, Bologna, Italy

^b Università di Bologna, Bologna, Italy

S. Albergo^{a,b}, G. Cappello^a, M. Chiorboli^{a,b}, S. Costa^{a,b}, F. Giordano^{a,c,2}, R. Potenza^{a,b}, A. Tricomi^{a,b}, C. Tuve^{a,b}

^a INFN Sezione di Catania, Catania, Italy

^b Università di Catania, Catania, Italy

^c CSFNSM, Catania, Italy

G. Barbagli^a, V. Ciulli^{a,b}, C. Civinini^a, R. D'Alessandro^{a,b}, E. Focardi^{a,b}, E. Gallo^a, S. Gonzi^{a,b}, V. Gori^{a,b}, P. Lenzi^{a,b}, M. Meschini^a, S. Paoletti^a, G. Sguazzoni^a, A. Tropiano^{a,b}

^a INFN Sezione di Firenze, Firenze, Italy

^b Università di Firenze, Firenze, Italy

L. Benussi, S. Bianco, F. Fabbri, D. Piccolo

INFN Laboratori Nazionali di Frascati, Frascati, Italy

R. Ferretti^{a,b}, F. Ferro^a, M. Lo Vetere^{a,b}, E. Robutti^a, S. Tosi^{a,b}

^a *INFN Sezione di Genova, Genova, Italy*

^b *Università di Genova, Genova, Italy*

M.E. Dinardo^{a,b}, S. Fiorendi^{a,b}, S. Gennai^{a,2}, R. Gerosa^{a,b,2}, A. Ghezzi^{a,b}, P. Govoni^{a,b}, M.T. Lucchini^{a,b,2}, S. Malvezzi^a, R.A. Manzoni^{a,b}, A. Martelli^{a,b}, B. Marzocchi^{a,b,2}, D. Menasce^a, L. Moroni^a, M. Paganoni^{a,b}, D. Pedrini^a, S. Ragazzi^{a,b}, N. Redaelli^a, T. Tabarelli de Fatis^{a,b}

^a *INFN Sezione di Milano-Bicocca, Milano, Italy*

^b *Università di Milano-Bicocca, Milano, Italy*

S. Buontempo^a, N. Cavallo^{a,c}, S. Di Guida^{a,d,2}, F. Fabozzi^{a,c}, A.O.M. Iorio^{a,b}, L. Lista^a, S. Meola^{a,d,2}, M. Merola^a, P. Paolucci^{a,2}

^a *INFN Sezione di Napoli, Napoli, Italy*

^b *Università di Napoli 'Federico II', Napoli, Italy*

^c *Università della Basilicata (Potenza), Napoli, Italy*

^d *Università G. Marconi (Roma), Napoli, Italy*

P. Azzi^a, N. Bacchetta^a, M. Bellato^a, D. Bisello^{a,b}, R. Carlin^{a,b}, A. Carvalho Antunes De Oliveira^a, P. Checchia^a, M. Dall'Osso^{a,b}, T. Dorigo^a, U. Dosselli^a, F. Fanzago^a, F. Gasparini^{a,b}, U. Gasparini^{a,b}, A. Gozzelino^a, S. Lacaprara^a, M. Margoni^{a,b}, A.T. Meneguzzo^{a,b}, J. Pazzini^{a,b}, N. Pozzobon^{a,b}, P. Ronchese^{a,b}, F. Simonetto^{a,b}, E. Torassa^a, M. Tosi^{a,b}, P. Zotto^{a,b}, A. Zucchetta^{a,b}, G. Zumerle^{a,b}

^a *INFN Sezione di Padova, Padova, Italy*

^b *Università di Padova, Padova, Italy*

^c *Università di Trento (Trento), Padova, Italy*

M. Gabusi^{a,b}, S.P. Ratti^{a,b}, V. Re^a, C. Riccardi^{a,b}, P. Salvini^a, P. Vitulo^{a,b}

^a *INFN Sezione di Pavia, Pavia, Italy*

^b *Università di Pavia, Pavia, Italy*

M. Biasini^{a,b}, G.M. Bilei^a, D. Ciangottini^{a,b,2}, L. Fanò^{a,b}, P. Lariccia^{a,b}, G. Mantovani^{a,b}, M. Menichelli^a, A. Saha^a, A. Santocchia^{a,b}, A. Spiezia^{a,b,2}

^a *INFN Sezione di Perugia, Perugia, Italy*

^b *Università di Perugia, Perugia, Italy*

K. Androsov^{a,25}, P. Azzurri^a, G. Bagliesi^a, J. Bernardini^a, T. Boccali^a, G. Broccolo^{a,c}, R. Castaldi^a, M.A. Ciocci^{a,25}, R. Dell'Orso^a, S. Donato^{a,c,2}, G. Fedi^{a,b}, F. Fiori^{a,c}, L. Foà^{a,c}, A. Giassi^a, M.T. Grippo^{a,25}, F. Ligabue^{a,c}, T. Lomtadze^a, L. Martini^{a,b}, A. Messineo^{a,b}, C.S. Moon^{a,26}, F. Palla^{a,2}, A. Rizzi^{a,b}, A. Savoy-Navarro^{a,27}, A.T. Serban^a, P. Spagnolo^a, P. Squillacioti^{a,25}, R. Tenchini^a, G. Tonelli^{a,b}, A. Venturi^a, P.G. Verdini^a, C. Vernieri^{a,c}

^a *INFN Sezione di Pisa, Pisa, Italy*

^b *Università di Pisa, Pisa, Italy*

^c *Scuola Normale Superiore di Pisa, Pisa, Italy*

L. Barone^{a,b}, F. Cavallari^a, G. D'imperio^{a,b}, D. Del Re^{a,b}, M. Diemoz^a, C. Jorda^a, E. Longo^{a,b}, F. Margaroli^{a,b}, P. Meridiani^a, F. Micheli^{a,b,2}, G. Organtini^{a,b}, R. Paramatti^a, S. Rahatlou^{a,b}, C. Rovelli^a, F. Santanastasio^{a,b}, L. Soffi^{a,b}, P. Traczyk^{a,b,2}

^a *INFN Sezione di Roma, Roma, Italy*

^b *Università di Roma, Roma, Italy*

N. Amapane^{a,b}, R. Arcidiacono^{a,c}, S. Argiro^{a,b}, M. Arneodo^{a,c}, R. Bellan^{a,b}, C. Biino^a, N. Cartiglia^a, S. Casasso^{a,b,2}, M. Costa^{a,b}, R. Covarelli^{a,b}, A. Degano^{a,b}, N. Demaria^a, L. Finco^{a,b,2}, C. Mariotti^a, S. Maselli^a, E. Migliore^{a,b}, V. Monaco^{a,b}, M. Musich^a, M.M. Obertino^{a,c}, L. Pacher^{a,b}, N. Pastrone^a

M. Pelliccioni^a, G.L. Pinna Angioni^{a,b}, A. Potenza^{a,b}, A. Romero^{a,b}, M. Ruspa^{a,c}, R. Sacchi^{a,b},
A. Solano^{a,b}, A. Staiano^a, U. Tamponi^a

^a INFN Sezione di Torino, Torino, Italy

^b Università di Torino, Torino, Italy

^c Università del Piemonte Orientale (Novara), Torino, Italy

S. Belforte^a, V. Candelise^{a,b,2}, M. Casarsa^a, F. Cossutti^a, G. Della Ricca^{a,b}, B. Gobbo^a, C. La Licata^{a,b},
M. Marone^{a,b}, A. Schizzi^{a,b}, T. Umer^{a,b}, A. Zanetti^a

^a INFN Sezione di Trieste, Trieste, Italy

^b Università di Trieste, Trieste, Italy

S. Chang, A. Kropivnitskaya, S.K. Nam

Kangwon National University, Chunchon, Republic of Korea

D.H. Kim, G.N. Kim, M.S. Kim, D.J. Kong, S. Lee, Y.D. Oh, H. Park, A. Sakharov, D.C. Son

Kyungpook National University, Daegu, Republic of Korea

T.J. Kim, M.S. Ryu

Chonbuk National University, Jeonju, Republic of Korea

J.Y. Kim, D.H. Moon, S. Song

Chonnam National University, Institute for Universe and Elementary Particles, Kwangju, Republic of Korea

S. Choi, D. Gyun, B. Hong, M. Jo, H. Kim, Y. Kim, B. Lee, K.S. Lee, S.K. Park, Y. Roh

Korea University, Seoul, Republic of Korea

H.D. Yoo

Seoul National University, Seoul, Republic of Korea

M. Choi, J.H. Kim, I.C. Park, G. Ryu

University of Seoul, Seoul, Republic of Korea

Y. Choi, Y.K. Choi, J. Goh, D. Kim, E. Kwon, J. Lee, I. Yu

Sungkyunkwan University, Suwon, Republic of Korea

A. Juodagalvis

Vilnius University, Vilnius, Lithuania

J.R. Komaragiri, M.A.B. Md Ali²⁸, W.A.T. Wan Abdullah

National Centre for Particle Physics, Universiti Malaya, Kuala Lumpur, Malaysia

E. Casimiro Linares, H. Castilla-Valdez, E. De La Cruz-Burelo, I. Heredia-de La Cruz,
A. Hernandez-Almada, R. Lopez-Fernandez, A. Sanchez-Hernandez

Centro de Investigacion y de Estudios Avanzados del IPN, Mexico City, Mexico

S. Carrillo Moreno, F. Vazquez Valencia

Universidad Iberoamericana, Mexico City, Mexico

I. Pedraza, H.A. Salazar Ibarguen

Benemerita Universidad Autonoma de Puebla, Puebla, Mexico

A. Morelos Pineda

Universidad Autónoma de San Luis Potosí, San Luis Potosí, Mexico

D. Krofcheck

University of Auckland, Auckland, New Zealand

P.H. Butler, S. Reucroft

University of Canterbury, Christchurch, New Zealand

A. Ahmad, M. Ahmad, Q. Hassan, H.R. Hoorani, W.A. Khan, T. Khurshid, M. Shoaib

National Centre for Physics, Quaid-I-Azam University, Islamabad, Pakistan

H. Bialkowska, M. Bluj, B. Boimska, T. Frueboes, M. Górski, M. Kazana, K. Nawrocki, K. Romanowska-Rybinska, M. Szleper, P. Zalewski

National Centre for Nuclear Research, Swierk, Poland

G. Brona, K. Bunkowski, M. Cwiok, W. Dominik, K. Doroba, A. Kalinowski, M. Konecki, J. Krolikowski, M. Misiura, M. Olszewski

Institute of Experimental Physics, Faculty of Physics, University of Warsaw, Warsaw, Poland

P. Bargassa, C. Beirão Da Cruz E Silva, P. Faccioli, P.G. Ferreira Parracho, M. Gallinaro, L. Lloret Iglesias, F. Nguyen, J. Rodrigues Antunes, J. Seixas, J. Varela, P. Vischia

Laboratório de Instrumentação e Física Experimental de Partículas, Lisboa, Portugal

I. Golutvin, I. Gorbunov, A. Kamenev, V. Karjavin, V. Konoplyanikov, G. Kozlov, A. Lanev, A. Malakhov, V. Matveev²⁹, P. Moisenz, V. Palichik, V. Perelygin, M. Savina, S. Shmatov, S. Shulha, N. Skatchkov, V. Smirnov, A. Zarubin

Joint Institute for Nuclear Research, Dubna, Russia

V. Golovtsov, Y. Ivanov, V. Kim³⁰, E. Kuznetsova, P. Levchenko, V. Murzin, V. Oreshkin, I. Smirnov, V. Sulimov, L. Uvarov, S. Vavilov, A. Vorobyev, An. Vorobyev

Petersburg Nuclear Physics Institute, Gatchina (St. Petersburg), Russia

Yu. Andreev, A. Dermenev, S. Gninenko, N. Golubev, M. Kirsanov, N. Krasnikov, A. Pashenkov, D. Tlisov, A. Toropin

Institute for Nuclear Research, Moscow, Russia

V. Epshteyn, V. Gavrilov, N. Lychkovskaya, V. Popov, I. Pozdnyakov, G. Safronov, S. Semenov, A. Spiridonov, V. Stolin, E. Vlasov, A. Zhokin

Institute for Theoretical and Experimental Physics, Moscow, Russia

V. Andreev, M. Azarkin³¹, I. Dremin³¹, M. Kirakosyan, A. Leonidov³¹, G. Mesyats, S.V. Rusakov, A. Vinogradov

P.N. Lebedev Physical Institute, Moscow, Russia

A. Belyaev, E. Boos, M. Dubinin³², L. Dudko, A. Ershov, A. Gribushin, V. Klyukhin, O. Kodolova, I. Lokhtin, S. Obraztsov, S. Petrushanko, V. Savrin, A. Snigirev

Skobeltsyn Institute of Nuclear Physics, Lomonosov Moscow State University, Moscow, Russia

I. Azhgirey, I. Bayshev, S. Bitioukov, V. Kachanov, A. Kalinin, D. Konstantinov, V. Krychkine, V. Petrov, R. Ryutin, A. Sobol, L. Tourtchanovitch, S. Troshin, N. Tyurin, A. Uzunian, A. Volkov

State Research Center of Russian Federation, Institute for High Energy Physics, Protvino, Russia

P. Adzic³³, M. Ekmedzic, J. Milosevic, V. Rekovic

University of Belgrade, Faculty of Physics and Vinca Institute of Nuclear Sciences, Belgrade, Serbia

J. Alcaraz Maestre, C. Battilana, E. Calvo, M. Cerrada, M. Chamizo Llatas, N. Colino, B. De La Cruz, A. Delgado Peris, D. Domínguez Vázquez, A. Escalante Del Valle, C. Fernandez Bedoya, J.P. Fernández Ramos, J. Flix, M.C. Fouz, P. Garcia-Abia, O. Gonzalez Lopez, S. Goy Lopez, J.M. Hernandez, M.I. Josa, E. Navarro De Martino, A. Pérez-Calero Yzquierdo, J. Puerta Pelayo, A. Quintario Olmeda, I. Redondo, L. Romero, M.S. Soares

Centro de Investigaciones Energéticas Medioambientales y Tecnológicas (CIEMAT), Madrid, Spain

C. Albajar, J.F. de Trocóniz, M. Missiroli, D. Moran

Universidad Autónoma de Madrid, Madrid, Spain

H. Brun, J. Cuevas, J. Fernandez Menendez, S. Folgueras, I. Gonzalez Caballero

Universidad de Oviedo, Oviedo, Spain

J.A. Brochero Cifuentes, I.J. Cabrillo, A. Calderon, J. Duarte Campderros, M. Fernandez, G. Gomez, A. Graziano, A. Lopez Virto, J. Marco, R. Marco, C. Martinez Rivero, F. Matorras, F.J. Munoz Sanchez, J. Piedra Gomez, T. Rodrigo, A.Y. Rodríguez-Marrero, A. Ruiz-Jimeno, L. Scodellaro, I. Vila, R. Vilar Cortabitarte

Instituto de Física de Cantabria (IFCA), CSIC – Universidad de Cantabria, Santander, Spain

D. Abbaneo, E. Auffray, G. Auzinger, M. Bachtis, P. Baillon, A.H. Ball, D. Barney, A. Benaglia, J. Bendavid, L. Benhabib, J.F. Benitez, P. Bloch, A. Bocci, A. Bonato, O. Bondu, C. Botta, H. Breuker, T. Camporesi, G. Cerminara, S. Colafranceschi³⁴, M. D'Alfonso, D. d'Enterria, A. Dabrowski, A. David, F. De Guio, A. De Roeck, S. De Visscher, E. Di Marco, M. Dobson, M. Dordevic, B. Dorney, N. Dupont-Sagorin, A. Elliott-Peisert, G. Franzoni, W. Funk, D. Gigi, K. Gill, D. Giordano, M. Girone, F. Glege, R. Guida, S. Gundacker, M. Guthoff, J. Hammer, M. Hansen, P. Harris, J. Hegeman, V. Innocente, P. Janot, K. Kousouris, K. Krajczar, P. Lecoq, C. Lourenço, N. Magini, L. Malgeri, M. Mannelli, J. Marrouche, L. Masetti, F. Meijers, S. Mersi, E. Meschi, F. Moortgat, S. Morovic, M. Mulders, S. Orfanelli, L. Orsini, L. Pape, E. Perez, A. Petrilli, G. Petrucciani, A. Pfeiffer, M. Pimiä, D. Piparo, M. Plagge, A. Racz, G. Rolandi³⁵, M. Rovere, H. Sakulin, C. Schäfer, C. Schwick, A. Sharma, P. Siegrist, P. Silva, M. Simon, P. Sphicas³⁶, D. Spiga, J. Steggemann, B. Stieger, M. Stoye, Y. Takahashi, D. Treille, A. Tsiros, G.I. Veres¹⁷, N. Wardle, H.K. Wöhri, H. Wollny, W.D. Zeuner

CERN, European Organization for Nuclear Research, Geneva, Switzerland

W. Bertl, K. Deiters, W. Erdmann, R. Horisberger, Q. Ingram, H.C. Kaestli, D. Kotlinski, U. Langenegger, D. Renker, T. Rohe

Paul Scherrer Institut, Villigen, Switzerland

F. Bachmair, L. Bäni, L. Bianchini, M.A. Buchmann, B. Casal, N. Chanon, G. Dissertori, M. Dittmar, M. Donegà, M. Dünser, P. Eller, C. Grab, D. Hits, J. Hoss, G. Kasieczka, W. Lustermaier, B. Mangano, A.C. Marini, M. Marionneau, P. Martinez Ruiz del Arbol, M. Masciovecchio, D. Meister, N. Mohr, P. Musella, C. Nägeli³⁷, F. Nessi-Tedaldi, F. Pandolfi, F. Pauss, L. Perrozzi, M. Peruzzi, M. Quittnat, L. Rebane, M. Rossini, A. Starodumov³⁸, M. Takahashi, K. Theofilatos, R. Wallny, H.A. Weber

Institute for Particle Physics, ETH Zurich, Zurich, Switzerland

C. Amsler³⁹, M.F. Canelli, V. Chiochia, A. De Cosa, C. Galloni, A. Hinzmann, T. Hreus, B. Kilminster, C. Lange, J. Ngadiuba, D. Pinna, P. Robmann, F.J. Ronga, S. Taroni, Y. Yang

Universität Zürich, Zurich, Switzerland

M. Cardaci, K.H. Chen, C. Ferro, C.M. Kuo, W. Lin, Y.J. Lu, R. Volpe, S.S. Yu

National Central University, Chung-Li, Taiwan

P. Chang, Y.H. Chang, Y. Chao, K.F. Chen, P.H. Chen, C. Dietz, U. Grundler, W.-S. Hou, Y.F. Liu, R.-S. Lu, M. Miñano Moya, E. Petrakou, J.F. Tsai, Y.M. Tzeng, R. Wilken

National Taiwan University (NTU), Taipei, Taiwan

B. Asavapibhop, G. Singh, N. Srimanobhas, N. Suwonjandee

Chulalongkorn University, Faculty of Science, Department of Physics, Bangkok, Thailand

A. Adiguzel, M.N. Bakirci⁴⁰, S. Cerci⁴¹, C. Dozen, I. Dumanoglu, E. Eskut, S. Girgis, G. Gokbulut, Y. Guler, E. Gurpinar, I. Hos, E.E. Kangal⁴², A. Kayis Topaksu, G. Onengut⁴³, K. Ozdemir⁴⁴, S. Ozturk⁴⁰, A. Polatoz, D. Sunar Cerci⁴¹, B. Tali⁴¹, H. Topakli⁴⁰, M. Vergili, C. Zorbilmez

Cukurova University, Adana, Turkey

I.V. Akin, B. Bilin, S. Bilmis, H. Gamsizkan⁴⁵, B. Isildak⁴⁶, G. Karapinar⁴⁷, K. Ocalan⁴⁸, S. Sekmen, U.E. Surat, M. Yalvac, M. Zeyrek

Middle East Technical University, Physics Department, Ankara, Turkey

E.A. Albayrak⁴⁹, E. Gülmez, M. Kaya⁵⁰, O. Kaya⁵¹, T. Yetkin⁵²

Bogazici University, Istanbul, Turkey

K. Cankocak, F.I. Vardarli

Istanbul Technical University, Istanbul, Turkey

L. Levchuk, P. Sorokin

National Scientific Center, Kharkov Institute of Physics and Technology, Kharkov, Ukraine

J.J. Brooke, E. Clement, D. Cussans, H. Flacher, J. Goldstein, M. Grimes, G.P. Heath, H.F. Heath, J. Jacob, L. Kreczko, C. Lucas, Z. Meng, D.M. Newbold⁵³, S. Paramesvaran, A. Poll, T. Sakuma, S. Seif El Nasr-storey, S. Senkin, V.J. Smith

University of Bristol, Bristol, United Kingdom

K.W. Bell, A. Belyaev⁵⁴, C. Brew, R.M. Brown, D.J.A. Cockerill, J.A. Coughlan, K. Harder, S. Harper, E. Olaiya, D. Petyt, C.H. Shepherd-Themistocleous, A. Thea, I.R. Tomalin, T. Williams, W.J. Womersley, S.D. Worm

Rutherford Appleton Laboratory, Didcot, United Kingdom

M. Baber, R. Bainbridge, O. Buchmuller, D. Burton, D. Colling, N. Cripps, P. Dauncey, G. Davies, M. Della Negra, P. Dunne, A. Elwood, W. Ferguson, J. Fulcher, D. Futyan, G. Hall, G. Iles, M. Jarvis, G. Karapostoli, M. Kenzie, R. Lane, R. Lucas⁵³, L. Lyons, A.-M. Magnan, S. Malik, B. Mathias, J. Nash, A. Nikitenko³⁸, J. Pela, M. Pesaresi, K. Petridis, D.M. Raymond, S. Rogerson, A. Rose, C. Seez, P. Sharp[†], A. Tapper, M. Vazquez Acosta, T. Virdee, S.C. Zenz

Imperial College, London, United Kingdom

J.E. Cole, P.R. Hobson, A. Khan, P. Kyberd, D. Leggat, D. Leslie, I.D. Reid, P. Symonds, L. Teodorescu, M. Turner

Brunel University, Uxbridge, United Kingdom

J. Dittmann, K. Hatakeyama, A. Kasmi, H. Liu, N. Pastika, T. Scarborough, Z. Wu

Baylor University, Waco, USA

O. Charaf, S.I. Cooper, C. Henderson, P. Rumerio

The University of Alabama, Tuscaloosa, USA

A. Avetisyan, T. Bose, C. Fantasia, P. Lawson, C. Richardson, J. Rohlf, J. St. John, L. Sulak

Boston University, Boston, USA

J. Alimena, E. Berry, S. Bhattacharya, G. Christopher, D. Cutts, Z. Demiragli, N. Dhingra, A. Ferapontov, A. Garabedian, U. Heintz, E. Laird, G. Landsberg, Z. Mao, M. Narain, S. Sagir, T. Sinthuprasith, T. Speer, J. Swanson

Brown University, Providence, USA

R. Breedon, G. Breto, M. Calderon De La Barca Sanchez, S. Chauhan, M. Chertok, J. Conway, R. Conway, P.T. Cox, R. Erbacher, M. Gardner, W. Ko, R. Lander, M. Mulhearn, D. Pellett, J. Pilot, F. Ricci-Tam, S. Shalhout, J. Smith, M. Squires, D. Stolp, M. Tripathi, S. Wilbur, R. Yohay

University of California, Davis, Davis, USA

R. Cousins, P. Everaerts, C. Farrell, J. Hauser, M. Ignatenko, G. Rakness, E. Takasugi, V. Valuev, M. Weber

University of California, Los Angeles, USA

K. Burt, R. Clare, J. Ellison, J.W. Gary, G. Hanson, J. Heilman, M. Iova Rikova, P. Jandir, E. Kennedy, F. Lacroix, O.R. Long, A. Luthra, M. Malberti, M. Olmedo Negrete, A. Shrinivas, S. Sumowidagdo, S. Wimpenny

University of California, Riverside, Riverside, USA

J.G. Branson, G.B. Cerati, S. Cittolin, R.T. D'Agnolo, A. Holzner, R. Kelley, D. Klein, J. Letts, I. Macneill, D. Olivito, S. Padhi, C. Palmer, M. Pieri, M. Sani, V. Sharma, S. Simon, M. Tadel, Y. Tu, A. Vartak, C. Welke, F. Würthwein, A. Yagil, G. Zevi Della Porta

University of California, San Diego, La Jolla, USA

D. Barge, J. Bradmiller-Feld, C. Campagnari, T. Danielson, A. Dishaw, V. Dutta, K. Flowers, M. Franco Sevilla, P. Geffert, C. George, F. Golf, L. Gouskos, J. Incandela, C. Justus, N. Mccoll, S.D. Mullin, J. Richman, D. Stuart, W. To, C. West, J. Yoo

University of California, Santa Barbara, Santa Barbara, USA

A. Apresyan, A. Bornheim, J. Bunn, Y. Chen, J. Duarte, A. Mott, H.B. Newman, C. Pena, M. Pierini, M. Spiropulu, J.R. Vlimant, R. Wilkinson, S. Xie, R.Y. Zhu

California Institute of Technology, Pasadena, USA

V. Azzolini, A. Calamba, B. Carlson, T. Ferguson, Y. Iiyama, M. Paulini, J. Russ, H. Vogel, I. Vorobiev

Carnegie Mellon University, Pittsburgh, USA

J.P. Cumalat, W.T. Ford, A. Gaz, M. Krohn, E. Luigi Lopez, U. Nauenberg, J.G. Smith, K. Stenson, S.R. Wagner

University of Colorado at Boulder, Boulder, USA

J. Alexander, A. Chatterjee, J. Chaves, J. Chu, S. Dittmer, N. Eggert, N. Mirman, G. Nicolas Kaufman, J.R. Patterson, A. Ryd, E. Salvati, L. Skinnari, W. Sun, W.D. Teo, J. Thom, J. Thompson, J. Tucker, Y. Weng, L. Winstrom, P. Wittich

Cornell University, Ithaca, USA

D. Winn

Fairfield University, Fairfield, USA

S. Abdullin, M. Albrow, J. Anderson, G. Apollinari, L.A.T. Bauerdick, A. Beretvas, J. Berryhill, P.C. Bhat, G. Bolla, K. Burkett, J.N. Butler, H.W.K. Cheung, F. Chlebana, S. Cihangir, V.D. Elvira, I. Fisk, J. Freeman, E. Gottschalk, L. Gray, D. Green, S. Grünendahl, O. Gutsche, J. Hanlon, D. Hare, R.M. Harris, J. Hirschauer, B. Hooberman, S. Jindariani, M. Johnson, U. Joshi, B. Klima, B. Kreis, S. Kwan[†], J. Linacre, D. Lincoln, R. Lipton, T. Liu, R. Lopes De Sá, J. Lykken, K. Maeshima, J.M. Marraffino, V.I. Martinez Outschoorn, S. Maruyama, D. Mason, P. McBride, P. Merkel, K. Mishra, S. Mrenna, S. Nahn, C. Newman-Holmes, V. O'Dell, O. Prokofyev, E. Sexton-Kennedy, A. Soha, W.J. Spalding, L. Spiegel, L. Taylor, S. Tkaczyk, N.V. Tran, L. Uplegger, E.W. Vaandering, R. Vidal, A. Whitbeck, J. Whitmore, F. Yang

Fermi National Accelerator Laboratory, Batavia, USA

D. Acosta, P. Avery, P. Bortignon, D. Bourilkov, M. Carver, D. Curry, S. Das, M. De Gruttola, G.P. Di Giovanni, R.D. Field, M. Fisher, I.K. Furic, J. Hugon, J. Konigsberg, A. Korytov, T. Kypreos, J.F. Low, K. Matchev, H. Mei, P. Milenov⁵⁵, G. Mitselmakher, L. Muniz, A. Rinkevicius, L. Shchutska, M. Snowball, D. Sperka, J. Yelton, M. Zakaria

University of Florida, Gainesville, USA

S. Hewamanage, S. Linn, P. Markowitz, G. Martinez, J.L. Rodriguez

Florida International University, Miami, USA

J.R. Adams, T. Adams, A. Askew, J. Bochenek, B. Diamond, J. Haas, S. Hagopian, V. Hagopian, K.F. Johnson, H. Prosper, V. Veeraraghavan, M. Weinberg

Florida State University, Tallahassee, USA

M.M. Baarmand, M. Hohlmann, H. Kalakhety, F. Yumiceva

Florida Institute of Technology, Melbourne, USA

M.R. Adams, L. Apanasevich, D. Berry, R.R. Betts, I. Bucinskaite, R. Cavanaugh, O. Evdokimov, L. Gauthier, C.E. Gerber, D.J. Hofman, P. Kurt, C. O'Brien, I.D. Sandoval Gonzalez, C. Silkworth, P. Turner, N. Varelas

University of Illinois at Chicago (UIC), Chicago, USA

B. Bilki⁵⁶, W. Clarida, K. Dilsiz, M. Haytmyradov, V. Khristenko, J.-P. Merlo, H. Mermerkaya⁵⁷, A. Mestvirishvili, A. Moeller, J. Nachtman, H. Ogul, Y. Onel, F. Ozok⁴⁹, A. Penzo, R. Rahmat, S. Sen, P. Tan, E. Tiras, J. Wetzel, K. Yi

The University of Iowa, Iowa City, USA

I. Anderson, B.A. Barnett, B. Blumenfeld, S. Bolognesi, D. Fehling, A.V. Gritsan, P. Maksimovic, C. Martin, M. Swartz, M. Xiao

Johns Hopkins University, Baltimore, USA

P. Baringer, A. Bean, G. Benelli, C. Bruner, J. Gray, R.P. Kenny III, D. Majumder, M. Malek, M. Murray, D. Noonan, S. Sanders, J. Sekaric, R. Stringer, Q. Wang, J.S. Wood

The University of Kansas, Lawrence, USA

I. Chakaberia, A. Ivanov, K. Kaadze, S. Khalil, M. Makouski, Y. Maravin, L.K. Saini, N. Skhirtladze, I. Svintradze

Kansas State University, Manhattan, USA

J. Gronberg, D. Lange, F. Rebassoo, D. Wright

Lawrence Livermore National Laboratory, Livermore, USA

A. Baden, A. Belloni, B. Calvert, S.C. Eno, J.A. Gomez, N.J. Hadley, S. Jabeen, R.G. Kellogg, T. Kolberg, Y. Lu, A.C. Mignerey, K. Pedro, A. Skuja, M.B. Tonjes, S.C. Tonwar

University of Maryland, College Park, USA

A. Apyan, R. Barbieri, K. Bierwagen, W. Busza, I.A. Cali, L. Di Matteo, G. Gomez Ceballos, M. Goncharov, D. Gulhan, M. Klute, Y.S. Lai, Y.-J. Lee, A. Levin, P.D. Luckey, C. Paus, D. Ralph, C. Roland, G. Roland, G.S.F. Stephans, K. Sumorok, D. Velicanu, J. Veverka, B. Wyslouch, M. Yang, M. Zanetti, V. Zhukova

Massachusetts Institute of Technology, Cambridge, USA

B. Dahmes, A. Gude, S.C. Kao, K. Klapoetke, Y. Kubota, J. Mans, S. Nourbakhsh, R. Rusack, A. Singovsky, N. Tambe, J. Turkewitz

University of Minnesota, Minneapolis, USA

J.G. Acosta, S. Oliveros

University of Mississippi, Oxford, USA

E. Avdeeva, K. Bloom, S. Bose, D.R. Claes, A. Dominguez, R. Gonzalez Suarez, J. Keller, D. Knowlton, I. Kravchenko, J. Lazo-Flores, F. Meier, F. Ratnikov, G.R. Snow, M. Zvada

University of Nebraska-Lincoln, Lincoln, USA

J. Dolen, A. Godshalk, I. Iashvili, A. Kharchilava, A. Kumar, S. Rappoccio

State University of New York at Buffalo, Buffalo, USA

G. Alverson, E. Barberis, D. Baumgartel, M. Chasco, A. Massironi, D.M. Morse, D. Nash, T. Orimoto, D. Trocino, R.-J. Wang, D. Wood, J. Zhang

Northeastern University, Boston, USA

K.A. Hahn, A. Kubik, N. Mucia, N. Odell, B. Pollack, A. Pozdnyakov, M. Schmitt, S. Stoynev, K. Sung, M. Velasco, S. Won

Northwestern University, Evanston, USA

A. Brinkerhoff, K.M. Chan, A. Drozdetskiy, M. Hildreth, C. Jessop, D.J. Karmgard, N. Kellams, K. Lannon, S. Lynch, N. Marinelli, Y. Musienko²⁹, T. Pearson, M. Planer, R. Ruchti, G. Smith, N. Valls, M. Wayne, M. Wolf, A. Woodard

University of Notre Dame, Notre Dame, USA

L. Antonelli, J. Brinson, B. Bylsma, L.S. Durkin, S. Flowers, A. Hart, C. Hill, R. Hughes, K. Kotov, T.Y. Ling, W. Luo, D. Puigh, M. Rodenburg, B.L. Winer, H. Wolfe, H.W. Wulsin

The Ohio State University, Columbus, USA

O. Driga, P. Elmer, J. Hardenbrook, P. Hebda, S.A. Koay, P. Lujan, D. Marlow, T. Medvedeva, M. Mooney, J. Olsen, P. Piroué, X. Quan, H. Saka, D. Stickland², C. Tully, J.S. Werner, A. Zuranski

Princeton University, Princeton, USA

E. Brownson, S. Malik, H. Mendez, J.E. Ramirez Vargas

University of Puerto Rico, Mayaguez, USA

V.E. Barnes, D. Benedetti, D. Bortoletto, L. Gutay, Z. Hu, M.K. Jha, M. Jones, K. Jung, M. Kress, N. Leonardo, D.H. Miller, N. Neumeister, F. Primavera, B.C. Radburn-Smith, X. Shi, I. Shipsey, D. Silvers, A. Svyatkovskiy, F. Wang, W. Xie, L. Xu, J. Zablocki

Purdue University, West Lafayette, USA

N. Parashar, J. Stupak

Purdue University Calumet, Hammond, USA

A. Adair, B. Akgun, K.M. Ecklund, F.J.M. Geurts, W. Li, B. Michlin, B.P. Padley, R. Redjimi, J. Roberts, J. Zabel

Rice University, Houston, USA

B. Betchart, A. Bodek, P. de Barbaro, R. Demina, Y. Eshaq, T. Ferbel, M. Galanti, A. Garcia-Bellido, P. Goldenzweig, J. Han, A. Harel, O. Hindrichs, A. Khukhunaishvili, S. Korjenevski, G. Petrillo, M. Verzetti, D. Vishnevskiy

University of Rochester, Rochester, USA

R. Ciesielski, L. Demortier, K. Goulios, C. Mesropian

The Rockefeller University, New York, USA

S. Arora, A. Barker, J.P. Chou, C. Contreras-Campana, E. Contreras-Campana, D. Duggan, D. Ferencek, Y. Gershtein, R. Gray, E. Halkiadakis, D. Hidas, S. Kaplan, A. Lath, S. Panwalkar, M. Park, S. Salur, S. Schnetzer, D. Sheffield, S. Somalwar, R. Stone, S. Thomas, P. Thomassen, M. Walker

Rutgers, The State University of New Jersey, Piscataway, USA

K. Rose, S. Spanier, A. York

University of Tennessee, Knoxville, USA

O. Bouhali⁵⁸, A. Castaneda Hernandez, M. Dalchenko, M. De Mattia, S. Dildick, R. Eusebi, W. Flanagan, J. Gilmore, T. Kamon⁵⁹, V. Khotilovich, V. Krutelyov, R. Montalvo, I. Osipenkov, Y. Pakhotin, R. Patel, A. Perloff, J. Roe, A. Rose, A. Safonov, I. Suarez, A. Tatarinov, K.A. Ulmer

Texas A&M University, College Station, USA

N. Akchurin, C. Cowden, J. Damgov, C. Dragoiu, P.R. Duder, J. Faulkner, K. Kovitanggoon, S. Kunori, S.W. Lee, T. Libeiro, I. Volobouev

Texas Tech University, Lubbock, USA

E. Appelt, A.G. Delannoy, S. Greene, A. Gurrola, W. Johns, C. Maguire, Y. Mao, A. Melo, M. Sharma, P. Sheldon, B. Snook, S. Tuo, J. Velkovska

Vanderbilt University, Nashville, USA

M.W. Arenton, S. Boutle, B. Cox, B. Francis, J. Goodell, R. Hirosky, A. Ledovskoy, H. Li, C. Lin, C. Neu, E. Wolfe, J. Wood

University of Virginia, Charlottesville, USA

C. Clarke, R. Harr, P.E. Karchin, C. Kottachchi Kankanamge Don, P. Lamichhane, J. Sturdy

Wayne State University, Detroit, USA

D.A. Belknap, D. Carlsmith, M. Cepeda, S. Dasu, L. Dodd, S. Duric, E. Friis, R. Hall-Wilton, M. Herndon, A. Hervé, P. Klabbers, A. Lanaro, C. Lazaridis, A. Levine, R. Loveless, A. Mohapatra, I. Ojalvo, T. Perry, G.A. Pierro, G. Polese, I. Ross, T. Sarangi, A. Savin, W.H. Smith, D. Taylor, C. Vuosalo, N. Woods

University of Wisconsin, Madison, USA

E-mail address: cms-publication-committee-chair@cern.ch (G. Hamel de Monchenault).

[†] Deceased.

¹ Also at Vienna University of Technology, Vienna, Austria.

² Also at CERN, European Organization for Nuclear Research, Geneva, Switzerland.

- ³ Also at Institut Pluridisciplinaire Hubert Curien, Université de Strasbourg, Université de Haute Alsace Mulhouse, CNRS/IN2P3, Strasbourg, France.
- ⁴ Also at National Institute of Chemical Physics and Biophysics, Tallinn, Estonia.
- ⁵ Also at Skobeltsyn Institute of Nuclear Physics, Lomonosov Moscow State University, Moscow, Russia.
- ⁶ Also at Universidade Estadual de Campinas, Campinas, Brazil.
- ⁷ Also at Laboratoire Leprince-Ringuet, Ecole Polytechnique, IN2P3–CNRS, Palaiseau, France.
- ⁸ Also at Université Libre de Bruxelles, Bruxelles, Belgium.
- ⁹ Also at Joint Institute for Nuclear Research, Dubna, Russia.
- ¹⁰ Also at Suez University, Suez, Egypt.
- ¹¹ Also at British University in Egypt, Cairo, Egypt.
- ¹² Also at Cairo University, Cairo, Egypt.
- ¹³ Now at Ain Shams University, Cairo, Egypt.
- ¹⁴ Also at Université de Haute Alsace, Mulhouse, France.
- ¹⁵ Also at Brandenburg University of Technology, Cottbus, Germany.
- ¹⁶ Also at Institute of Nuclear Research ATOMKI, Debrecen, Hungary.
- ¹⁷ Also at Eötvös Loránd University, Budapest, Hungary.
- ¹⁸ Also at University of Debrecen, Debrecen, Hungary.
- ¹⁹ Also at University of Visva-Bharati, Santiniketan, India.
- ²⁰ Now at King Abdulaziz University, Jeddah, Saudi Arabia.
- ²¹ Also at University of Ruhuna, Matara, Sri Lanka.
- ²² Also at Isfahan University of Technology, Isfahan, Iran.
- ²³ Also at University of Tehran, Department of Engineering Science, Tehran, Iran.
- ²⁴ Also at Plasma Physics Research Center, Science and Research Branch, Islamic Azad University, Tehran, Iran.
- ²⁵ Also at Università degli Studi di Siena, Siena, Italy.
- ²⁶ Also at Centre National de la Recherche Scientifique (CNRS) – IN2P3, Paris, France.
- ²⁷ Also at Purdue University, West Lafayette, USA.
- ²⁸ Also at International Islamic University of Malaysia, Kuala Lumpur, Malaysia.
- ²⁹ Also at Institute for Nuclear Research, Moscow, Russia.
- ³⁰ Also at St. Petersburg State Polytechnical University, St. Petersburg, Russia.
- ³¹ Also at National Research Nuclear University ‘Moscow Engineering Physics Institute’ (MEPhI), Moscow, Russia.
- ³² Also at California Institute of Technology, Pasadena, USA.
- ³³ Also at Faculty of Physics, University of Belgrade, Belgrade, Serbia.
- ³⁴ Also at Facoltà Ingegneria, Università di Roma, Roma, Italy.
- ³⁵ Also at Scuola Normale e Sezione dell’INFN, Pisa, Italy.
- ³⁶ Also at University of Athens, Athens, Greece.
- ³⁷ Also at Paul Scherrer Institut, Villigen, Switzerland.
- ³⁸ Also at Institute for Theoretical and Experimental Physics, Moscow, Russia.
- ³⁹ Also at Albert Einstein Center for Fundamental Physics, Bern, Switzerland.
- ⁴⁰ Also at Gaziosmanpasa University, Tokat, Turkey.
- ⁴¹ Also at Adiyaman University, Adiyaman, Turkey.
- ⁴² Also at Mersin University, Mersin, Turkey.
- ⁴³ Also at Cag University, Mersin, Turkey.
- ⁴⁴ Also at Piri Reis University, Istanbul, Turkey.
- ⁴⁵ Also at Anadolu University, Eskisehir, Turkey.
- ⁴⁶ Also at Ozyegin University, Istanbul, Turkey.
- ⁴⁷ Also at Izmir Institute of Technology, Izmir, Turkey.
- ⁴⁸ Also at Necmettin Erbakan University, Konya, Turkey.
- ⁴⁹ Also at Mimar Sinan University, Istanbul, Istanbul, Turkey.
- ⁵⁰ Also at Marmara University, Istanbul, Turkey.
- ⁵¹ Also at Kafkas University, Kars, Turkey.
- ⁵² Also at Yildiz Technical University, Istanbul, Turkey.
- ⁵³ Also at Rutherford Appleton Laboratory, Didcot, United Kingdom.
- ⁵⁴ Also at School of Physics and Astronomy, University of Southampton, Southampton, United Kingdom.
- ⁵⁵ Also at University of Belgrade, Faculty of Physics and Vinca Institute of Nuclear Sciences, Belgrade, Serbia.
- ⁵⁶ Also at Argonne National Laboratory, Argonne, USA.
- ⁵⁷ Also at Erzincan University, Erzincan, Turkey.
- ⁵⁸ Also at Texas A&M University at Qatar, Doha, Qatar.
- ⁵⁹ Also at Kyungpook National University, Daegu, Republic of Korea.